

LARGE ARM
FLAT BED MULTIPLE NEEDLE
MACHINES

CLASS 16100

with

ILLUSTRATIONS

and

PRICE LIST OF PARTS FOR
REPAIRS ONLY

CATALOG No. 33

UNION SPECIAL MACHINE COMPANY
CHICAGO, ILLINOIS

BRANCH OFFICES:

NEW YORK

PHILADELPHIA

BOSTON

AMSTERDAM, N. Y.

COHOES, N. Y.

ROCHESTER, N. Y.

CINCINNATI

ST. LOUIS

MINNEAPOLIS

SAN FRANCISCO

Copyrighted 1911
Union Special Machine Company
Chicago, Illinois

IMPORTANT NOTICE TO CUSTOMERS

The parts listed in this catalog are furnished at list prices for repairs only.


Attention is hereby called to the fact that many of said parts are subjects of patents, or enter into patented combinations, and that in furnishing these parts at list prices we only license their use for repairing machines of our own make, in their original condition.

Notice is hereby given that the sale of such parts by the purchaser, or the use thereof for changing over machines from one style to another, or for any other than *bona fide* repair purposes, is an infringement, for which the seller or user will be liable to prosecution.

CONTENTS

The matter of this catalog relates only to machines in Class 16100 and cannot be applied to machines in other classes. The class number can be ascertained by reference to the name plate on the machine. Power transmitter parts are listed in a separate catalog.

	Page
Important Notice to Customers	3
Illustration of Machine Showing Installation	5
Description of Machines	6
Oiling Diagram	8
Thread Stands	9
Needles	10
Needle Prices	11
Illustrations and Price List of Parts, Explanation of	12
Plates	14
Price List of Parts	39



Class 16100—Ready to Operate

DESCRIPTION OF MACHINES

The **Class Number** is stamped on the name plate and represents a type of machines subdivided into several styles.

The **Style Number** consists of the class number and a letter and is given only in the catalog. It represents a machine as fitted for a designated kind of work.

The **Gauge Number** represents the space between needles expressed in sixty-fourths of an inch, example: No. 8 gauge is $\frac{1}{8}$ inch, No. 9 gauge is $\frac{9}{64}$ inch, No. 64 gauge is one inch, No. 128 gauge is two inches.

The gauge increases by sixty-fourths of an inch for each space, namely: $\frac{1}{8}$, $\frac{9}{64}$, $\frac{5}{32}$, $\frac{11}{64}$, etc.

STYLES OF MACHINES

Large Arm Flat Bed Multiple Needle Machines, with Needles Abreast, Single Thread Stitch

Style

- 16100 A —For stitching front facings to knit undershirts, with two previously folded or selvage edge strips of the same width (specify space between needles reading from left to right as goods pass through machine and submit roll of each strip)
- 16100 A-2—Two needles.
- 16100 A-4—Four needles.
- 16100 B —For stitching front facings to knit undershirts, with two previously folded or selvage edge strips of different widths (specify space between needles reading from left to right as goods pass through machine and submit roll of each strip)
- 16100 B-3—Three needles.
- 16100 C —For shirring petticoats and other garments (specify space between needles reading from left to right as goods pass through machine)
- 16100 C-5—Five needles.
- 16100 C-6—Six needles.
- 16100 C-7—Seven needles.
- 16100 C-8—Eight needles.
- 16100 D —For folding and stitching center plaits and lining strips to shirts, operation started at neck of garment (specify space between needles reading from left to right as goods pass through machine and width of finished center plait)
- 16100 D-4—Four needles.


DESCRIPTION OF MACHINES

Style

- 16100 E —For folding and stitching center plaits and lining strips to shirts, operation finished at neck of garment (specify space between needles reading from left to right as goods pass through machine and width of finished center plait)
- 16100 E-2—Two needles.
- 16100 E-4—Four needles.
- 16100 F —For seaming and taping shoe linings (specify space between needles reading from left to right as goods pass through machine)
- 16100 F-3—Three needles.
- 16100 G —For tucking; single thickness of material (specify number of needles, distance between needles and width of tuck, measuring tuck from line of stitching to edge thereof) tucks may be the full width of the space between needles, or a tuck and space can be made between needles if desired.
- 16100 G-5—Five needles.
- 16100 H —For folding and stitching button-hole facings to knit undershirts and binding fronts, one operation (specify space between needles reading from left to right as goods pass through machine and submit roll of facing strip and binding)
- 16100 H-2—Two needles.
- 16100 H-3—Three needles.

16 144 12-64-12

8



Thread Stands The above $\frac{1}{16}$ -size illustration shows two styles of thread stands set up ready for use. One of these styles is furnished with each of these machines. It should be placed back of the machine pulley and a short distance to the right.

Style C To obviate the effects of vibration on the spools, this style is generally fastened to the floor, the jointed rod passing centrally through a $\frac{3}{4}$ -inch hole in the table. However, if so desired, the base can be fastened to the top of the table, using only one part of the rod.

Thread wire extensions, No. 21113 A, are furnished only where large cones of thread are used.

Style D This style is designed to be fastened on the table, but by ordering an extra rod, No. 21126, a coupling, No. 21127, and four coupling screws, No. 22580, it can be fastened to the floor.

The spool support can be adjusted to any height desired above the table and the thread guides to any height above the spools.

NEEDLES

Ordering

To have orders promptly and accurately filled, the empty package, a sample needle, or the full description should be given. See marks on packages. An intelligible order would read as follows:

100 needles, No. 0, round shank, extra short, double groove, ball eye, round point.

100 needles, No. 1, round shank, extra short, double groove, round point.

100 needles, No. 0, round shank, short, double groove, round point.

Success in the operation of these machines can be assured only by the use of genuine Union Special Needles, furnished by the Union Special Machine Company. Obviously, it is to our interest to maintain the reputation of the machines by furnishing the very best needles obtainable.

Terms

Attention is directed to our established practice. Prices on needles are strictly net. Leaving the factory in perfect condition, packed with skillful care, they are forwarded at the buyer's risk, f. o. b., Chicago. Regular postage rates will be charged on all needles sent by mail.

Illustrations

Each needle illustration shows: (1) A full size needle, (2) a magnified view of its point, and (3) its incision relative to the line of stitching, as indicated by dotted lines.

Sizes of Needles

The needles increase in size as follows: Nos. 000, 00, 0, 1, 2, 3 and 4. Round point needles are not made in half sizes.

Length of Needles

The machines listed in this catalog use two different lengths of needles, namely Extra short and short. The measurements from the top of the shank to the top of the eye are namely: Extra short $1\frac{7}{16}$ inches, short $1\frac{17}{32}$ inches.

Leather Point Needles

The various styles of needles for stitching leather can be furnished when desired, but are not listed in this catalog as these machines generally use round point needles.

NEEDLES

The Round Point This point, sometimes called "cloth point," is almost universally used on cloth and knit goods work. Having no sharp edges, it consequently forces its way through the fabric. The illustrations and descriptions show the several styles.

The ball eye needles are used on fabrics that offer considerable resistance to needle penetration. To reduce the friction between the blade and the fabric, they are larger at the eye than at any part of the blade.

The nickel plated needles also are used on fabrics that are difficult to penetrate, as the nickel reduces the friction.



Round shank, extra short, round point, double groove, per M	\$10 00
Round shank, extra short, round point, double groove, nickel-plated, Per M	11 00



Round shank, extra short, round point, double groove, ball eye, per M	10 00
Round shank, extra short, round point, double groove, ball eye, nickel-plated, per M	11 00



Round shank, short, round point, double groove, per M	10 00
Round shank, short, round point, double groove, nickel-plated, per M.	11 00



Round shank, short, round point, double groove, ball eye, per M	10 00
Round shank, short, round point, double groove, ball eye, nickel-plated, per M	11 00

ILLUSTRATIONS AND PRICE LIST OF PARTS FOR REPAIRS ONLY

Plates Grouped according to scale will be found illustrations of parts similar in appearance and, to some extent, component parts that go together in the same subdivisions of the mechanism.

Price List of Parts Turning from the plates to the price list, the description of each part and its principal uses will be found to give all necessary information. Where a part is used on all machines, no specific use is mentioned in the description. The screw or screws belonging to each part are repeated after its description. If two or more parts in a group have the same general description and use the same screws, the screws are only specified after the last part in the group.

(—) A dash in the "Plate number" column of the price list indicates the absence of an illustration.

(‡) A double dagger in the "Number to order by" column indicates that the component parts cannot be furnished separately.

(*) A star in the "Number to order by" column indicates that the part can only be furnished upon the return of the broken or worn out part. This rule we are forced to adopt because of the difficulty of protecting our customers and ourselves against improper use of these particular parts, which, like others, are furnished at list prices for repairs only.


Ordering Goods A large number of parts have their full numbers stamped upon them. Other parts, difficult to distinguish, are marked instead with identification letters.

If customers furnish the number stamped on a piece, errors will be avoided and we shall be enabled promptly to duplicate the desired part. If only an identification letter is furnished, it should be accompanied with a general description of the part.

All part numbers represent the same part regardless of the catalog in which they appear.


All supplies, including oil, belting, belt hooks, malleable iron belt lacings, taps, reamers, screw drivers and powdered oilstone, will be promptly furnished.

Terms Attention is directed to our established practice. Prices on all parts and supplies are strictly net. Being shipped in perfect condition, packed with skillful care, they are forwarded at the buyer's risk, f. o. b., Chicago. Regular postage rates will be charged on all goods sent by mail.

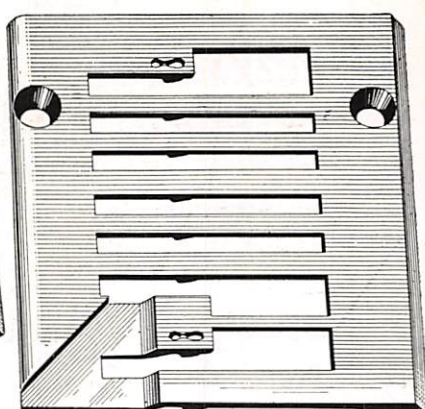


Small Utility Grinder

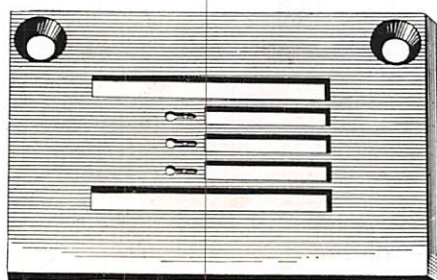
PLATE No. 1—Full Size.




16142.




16142 H



16143




16143 H




16144.

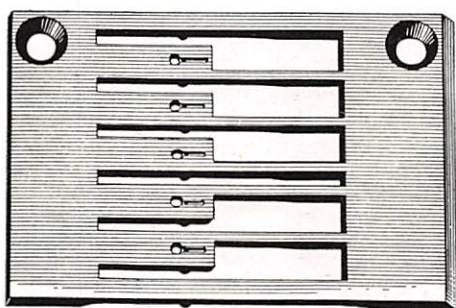
PLATE No. 2—Full Size.




16146 C




16147 C



16145 C



16145 A



16148 C

PLATE No. 3—Full Size



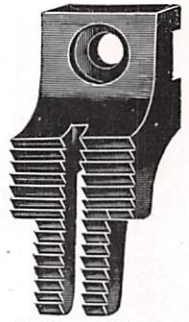
16105



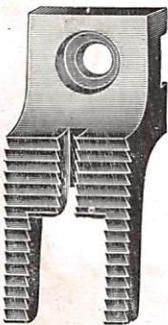
16105 A



16105 B



16105 C



16105 D



16105 E



16105 F



16105 G



16105 H



16105 J



16105 K



16105 L


PLATE No. 4—Full Size.



16105 N



16179



16178



16105 P




16178 A



16105 Q



16178 B



16178 C

PLATE NO. 5—Full Size.


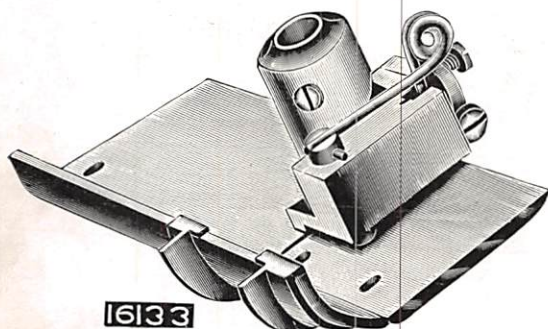
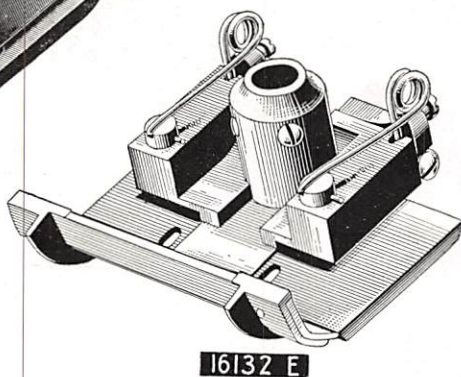

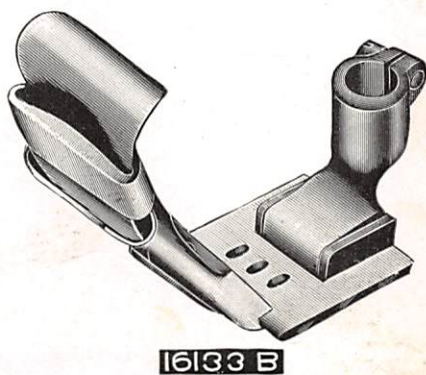






PLATE No. 6—Full Size.



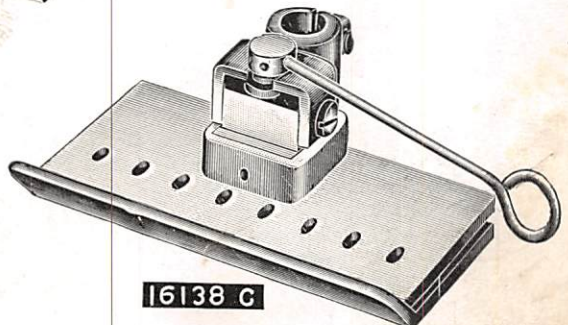


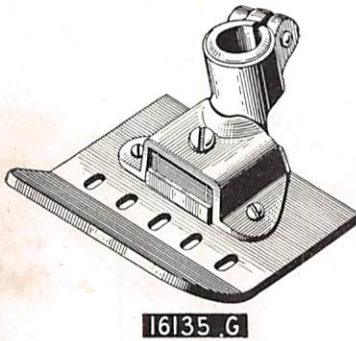




PLATE NO. 8—Full Size.



16108



16108 A



16108 B



16108 C



16108 D



16108 E



16111



16111 A



16185




16186



16111 B



16111 C



16186 A-3



21225

PLATE No. 9—Full Size.



PLATE No. 10—Full Size.



PLATE No. 11—Full Size.



106



1346



11261 A



6042



257



420




483



430



430 A



430 B



430 C

PLATE NO. 12—Full Size.



78



258



12538



64. B



434



1280



108



21185



15430 C



15430 D



433



47



15430 H



109



20



15488



48



15430 K



12964 C



1361



1361 A



1362



1347



11261 B



21162



12873



16195 C

PLATE No. 13—Full Size.



110-1



110-2



110-3



110-4



432




1349




1286 B



16198




16181



16183



16198 A



1007



1008

PLATE NO. 14—One-half Size.



4933



16187A



5



30090 C



16195 B



62



202A



424



9830



426A



426



11



8



7917



16180



16187

PLATE NO. 15—One-half Size.



158 A



158 B



334



337



1068



1068 A



9034



10334 A



39



5182



16168-7



16168-8



16191-4



16191-5



8651



16191-6



16191-7



16191-8



16199-5



16199-7



16199-8



28505



21390 A




21390 B



21390 F



21390 D



21182 F



118

PLATE No. 16—One-half Size.



7040



7933



16182 B



8118



16152



16153



16154



16155



16156



16157



16158



16197-1



16197-2-16



16197-2-28



16197-3-10



16197-3-21



16197-5-16



16197-5-32



16197-6-16



16197-7-16



16197-8-16



16184 A-3



16184 A-4



16184 A-5



16184 A-6



16184 A-7



16184 A-8


PLATE NO. 17—One-half Size.



16102




16102 B




16102 D



16102 A



16102 C



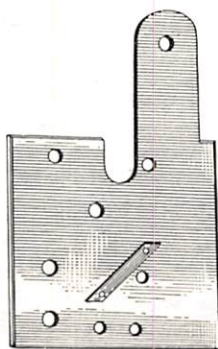
16102 E




6440



1755

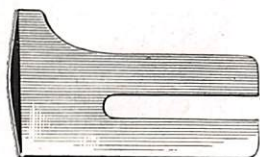


16102 H



21165

PLATE No. 18—One-half Size.



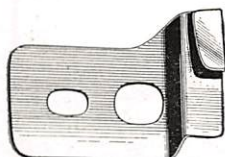
722



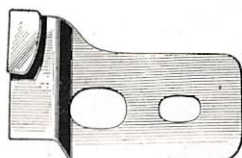
23268 D



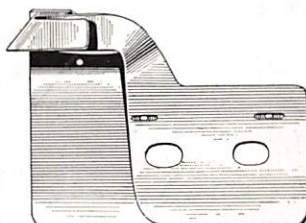
23215 AE



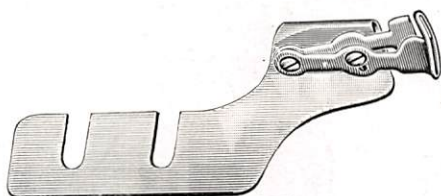
23300




23301



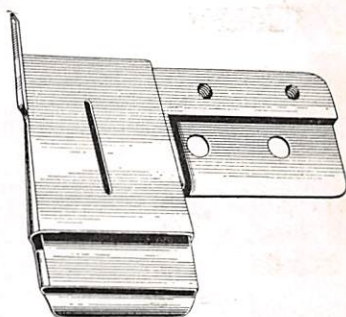
23242 G




23223 B



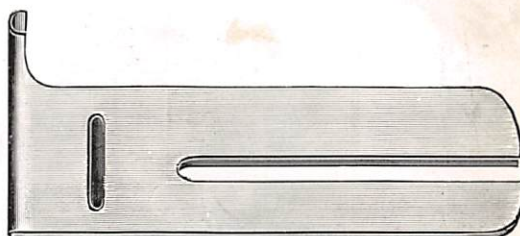
23163 X



23267 B



23259



23259 C

PLATE No. 19 - One-half Size.



27



1286



1286 A



54



64



164



16



107



21390 E



162



16106




16173



15495



15686



16188



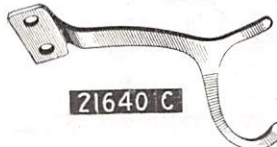
16189



21640 B



21645



21640 C



1275




21640 A



23229 B



23229 C



23229 D

PLATE NO. 20—One-half Size.



113



21350



21388



21388 B



118 B



21149



21106 B




21164



21163



1005




423




431 A




16171



1000



1002



1004



1003

PLATE NO. 21 One-third Size.


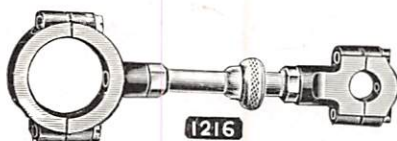



PLATE NO. 22—One-third Size.

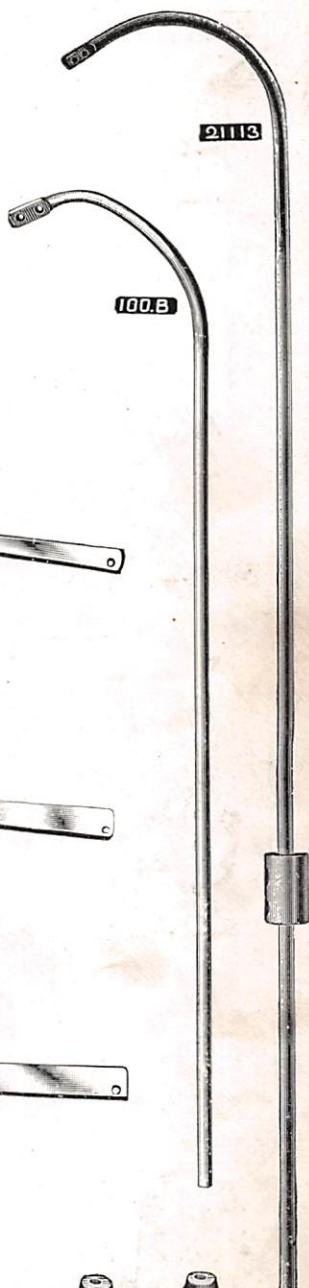


PLATE No. 23—One-fourth Size.



16193 A



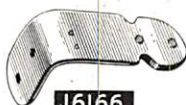
16193 B



16193 C



16165



16166



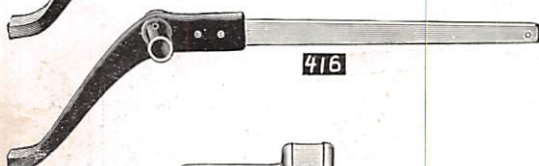
16167




416 B



416 A



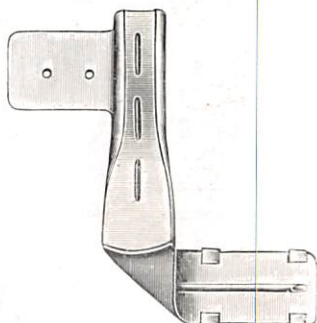
416



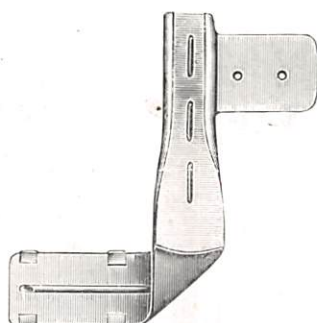
21398



421




23292 A



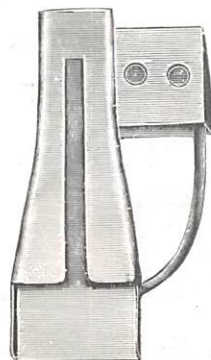
23293 A



422



23296



23297

PLATE No. 24—One-eighth Size.



427



21157



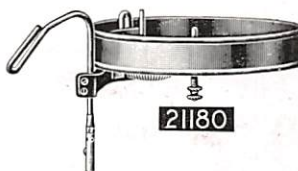
21178



21161 C



21168




21180




21161 D



21385 B



16101



16101 H



201A



6035



16115



21206



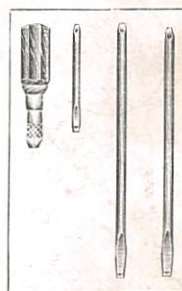
21207



170



21201



21208


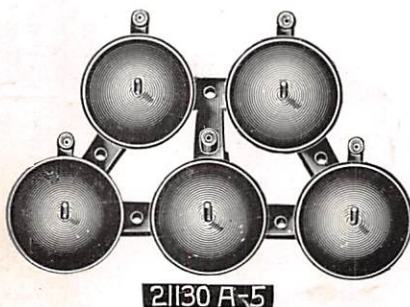




413



414

PLATE NO. 25—One-eighth Size.



PRICE LIST OF PARTS

[T 2-73 A]

NOTE—We call attention to the fact that in the manufacture of special machines in this class, various special parts have been manufactured, which have been given a number prefixed by the letter "K". Numbers with this prefix indicate that such parts are special, and are only made upon order, and therefore are not listed in this Catalog of Parts.

NOTE—Tuck forming attachments are not carried in stock, but are made to customers' order only. This requirement is necessary, owing to the large range in which these attachments have to be made.

THESE PARTS ARE FURNISHED AT LIST PRICES FOR REPAIRS ONLY.

SEE NOTICE ON PAGE 3.

Number to order by	Plate No.	Postage will be charged on all parts sent by mail. Figures in second column refer only to plates illustrating parts, and are not to be used in ordering. Prices subject to change without notice. TERMS ON PARTS, NET CASH	Price per part
T2	10	Guide Screw, for cloth plate slide No. 16102 H.....	\$0 10
5	14	Collar, for main shaft	25
		“ Screws No. 95.....	03
8	14	Feed Rocker Shaft ($5\frac{3}{16}$ inches long, hardened and ground) sizes .407, .408, .410, .413 and .416	45
11	14	Feed Bar Shaft ($3\frac{7}{16}$ inches long, hardened and ground) sizes .407, .408 and .410.....	40
16	19	Looper Crank Link Ferrule (hardened and ground).....	30
18	12	Binding Holder Nut, also for No. 22557.....	10
20	12	“ “ Washer ($\frac{7}{32}$ -inch hole).....	03
21	19	Looper Crank Link Pin (hardened and ground).....	10
T22	10	Feed Dog Screw.....	04
25 C	9	Screw ($\frac{9}{32}$ inch long) slotted, for cloth plate gauges and attachments, also for No. 21387 B.....	05
25 S	9	“ for upper strip holder frame supporting rod.....	05
28 C	9	Set Screw, for needles ($\frac{1}{8}$ inch long) also for No. 16135 G-16	03
39	15	Lower Tension Arm Thread Guide.....	05
42 A	10	Presser Foot Lifter Screw Pin (hardened).....	10
47	12	Needle Lever Stud Nut (hardened).....	20
48	12	“ “ “ Washer ($\frac{7}{16}$ -inch hole).....	03
54	19	“ Bar Link (hardened).....	75
59 V	21	Eccentric Pulley (marked N).....	2 00
		“ “ Screws No. 22597.....	03
62	14	Presser Guide Bar (hardened and ground) sizes .319, .322, .325, .328, .331 and .334.....	40
64	19	Presser Spring Rest	50
		“ “ Rest Screw No. 88.....	03
64 A	10	“ “ Screw Regulator.....	25
64 B	12	“ “ Screw Regulator Check Nut.....	10
69 S	25	Spool Pin (four inches long) for Style D thread stand.....	10
73 A	9	Screw, for needle holder thread eyelets, also for presser foot strip guides.....	05

PRICE LIST OF PARTS

THESE PARTS ARE FURNISHED AT LIST PRICES FOR REPAIRS ONLY.
SEE NOTICE ON PAGE 3.

Number to order by	Plate No.	Postage will be charged on all parts sent by mail. Figures in second column refer only to plates illustrating parts, and are not to be used in ordering. Prices subject to change without notice. TERMS ON PARTS, NET CASH	Price per part
75 A	10	Screw, lower, for feed rocker eccentric connection.....	\$0 04
77	9	" fillister head, for loopers, also for Nos. 1286, 16111, 16111 A and 16181.....	03
78	9	" lower, for needle bar link pins.....	03
79	9	" lower, for looper crank link.....	04
80	9	" for tension plate.....	05
86	10	" for presser foot lifter.....	05
86 A	10	" large size, for presser foot lifter (tap No. 21513).....	08
87	9	" for throat plates, also for No. 21390 D.....	04
87 U	9	" for needle bar thread eyelets, also for Nos. 8651, 16168 and 16198 A.....	04
88	9	" for feed rocker, also for Nos. 64, 4933, 7917, 16132, 16132 E, 16132 H, 16133, 16133 H, 16134, 16134 E, 16170, 16187 A, 21161 D and 23229 C.....	03
89	9	" for needle holders, also for No. 16181.....	03
90	9	" for tension disc separators, also for Nos. 21390 E and 28505.....	04
91	9	" fillister head, for presser feet, also for Nos. 16178, 16178 A, 16178 B and 16178 C.....	04
93	9	" for feed dog holders, also for Nos. 171, 1002, 1075, 1075 A, 6035, 16198, 21645 and 23229 B.....	04
93 A	9	" fillister head, for cloth plates, also for No. 416 A.....	04
94	9	" for feed bar shoe, also for No. 16171.....	04
95	9	" for main shaft collar, also for Nos. 100 B, 15686, 21113 and 21113 A.....	03
96	9	" for feed lift eccentric, also for Nos. 15686, 21102 C and 21102 E.....	03
97	9	" for looper carriers, also for Nos. 16183, 16188, 16189 and 21390 F.....	04
97 A	9	" upper, for feed rocker eccentric connection.....	04
98	9	Set Screw ($\frac{3}{16}$ inch long) for needles, also for Nos. 334, 337, 424 and 1005.....	03
98 A	9	Screw, for needle lever thread eyelets, frame thread eyelets and needle thread intermittent nipper spring thread eyelets.....	04
100 B	22	Thread Wire (sixteen inches long) for Style C thread stand.....	10
		" " Screw No. 95.....	03
106	11	Tension Post, for thread oiler.....	20
107	19	" Spring Ferrule.....	06
108	12	" Nut.....	05
109	12	" Disc (hardened).....	05

PRICE LIST OF PARTS

[110-337]

THESE PARTS ARE FURNISHED AT LIST PRICES FOR REPAIRS ONLY.
SEE NOTICE ON PAGE 3.

Number to order by	Plate No.	Postage will be charged on all parts sent by mail. Figures in second column refer only to plates illustrating parts, and are not to be used in ordering. Prices subject to change without notice. TERMS ON PARTS, NET CASH	Price per part
110	—	Tension Spring:	
110-1	13	“ “ (.026-inch diameter wire).....	\$0 04
110-2	13	“ “ (.028-inch diameter wire).....	04
110-3	13	“ “ (.040-inch diameter wire).....	04
110-4	13	“ “ (.048-inch diameter wire).....	05
116	20	Wrench (hardened) for screw No. 22588.....	10
118	15	Thread Hook.....	05
118 B	20	“ Tweezers.....	20
135	10	Screw, for feed rocker connection.....	06
150	9	Cloth Plate Slide Stop Screw.....	04
154	19	Needle Lever Washer.....	05
156	10	“ “ Ball (hardened).....	40
158 A	15	“ “ Thread Eyelet, also Frame Thread Eyelet, with three eyes.....	14
158 B	15	“ “ Thread Eyelet, also Frame Thread Eyelet, with two eyes.....	12
		“ “ Thread Eyelet Screw No. 98 A.....	04
162	19	Needle Bar Connection.....	40
167	21	Eccentric Pulley (marked P).....	2 25
		“ “ Screws No. 22597.....	03
168	22	Presser Spring (marked 168).....	35
168 B	22	“ “ (marked 168 B).....	35
168 X	22	“ “ (marked 168 X).....	35
170	24	Screw Driver, round steel (diameter $\frac{7}{32}$ inch, length over all nine inches).....	30
171	21	Tension Bracket, for three needle machines.....	30
		“ “ Screws No. 93.....	04
187 A	9	Screw, for thread guide No. 7040.....	04
201 A	24	Lower Strip Holder Frame.....	50
201 C	10	“ “ Axle Thumb Screw.....	10
202 A	14	Needle Thread Take-up Wire Post.....	35
		“ “ “ “ Post Screw No. 22529.....	05
240	10	Screw, for cloth plate slide lever.....	10
257	11	Pivot Stud, for cloth plate slide chain lever.....	30
258	12	“ “ Nut.....	10
318	10	Screw, for cloth plate slide chain lever bracket.....	15
334	15	Tension Thread Eyelet, with one eye (length over all $\frac{7}{8}$ inch).....	06
337	15	“ “ “ “ with one eye (length over all $1\frac{7}{16}$ inches).....	07
		“ “ “ “ Screw No. 98.....	03

PRICE LIST OF PARTS

THESE PARTS ARE FURNISHED AT LIST PRICES FOR REPAIRS ONLY.

SEE NOTICE ON PAGE 3.

Number to order by	Plate No.	Postage will be charged on all parts sent by mail. Figures in second column refer only to plates illustrating parts, and are not to be used in ordering. Prices subject to change without notice.	Price per part
TERMS ON PARTS, NET CASH			
413	24	Oil Can.....	\$0 10
414	24	Table Brace, complete.....	1 50
416	23	Foot Lift Lever, complete.....	75
416 A	23	“ “ Lever Extension.....	25
		“ “ Lever Extension Screws No. 93 A.....	04
416 B	23	“ “ Lever Casting.....	40
420	11	“ “ Lever Stud.....	20
421	23	“ “ Chain (thirty-eight inches long).....	15
422	23	“ “ Treadle.....	20
423	20	“ “ Treadle Rest.....	15
424	14	“ “ Treadle Pin.....	05
		“ “ Treadle Pin Screw No. 98.....	03
426	14	“ “ Lever Spring.....	05
426 A	14	“ “ Lever Spring Pin.....	01
427	24	Upper Strip Holder Disc (six inches diameter, $\frac{7}{32}$ -inch hole) also for No. 21168.....	20
430	11	Disc Stud, for upper strip holder using $\frac{1}{2}$ -inch to $1\frac{3}{16}$ -inch strip, also for Nos. 21168 and 21168 C.....	15
430 A	11	“ “ for upper strip holder using 1-inch to $1\frac{5}{8}$ -inch strip.....	20
430 B	11	“ “ for upper strip holder using $1\frac{1}{2}$ -inch to $2\frac{3}{8}$ -inch strip.....	20
430 C	11	“ “ for upper strip holder using $2\frac{1}{8}$ -inch to 3-inch strip.....	20
431 A	20	“ “ Latch.....	15
432	13	Disc Tension Spring.....	04
433	12	“ “ Nut, also for No. 21180.....	10
434	12	“ “ Check Nut, also for No. 21180.....	10
483	11	Stud, for tension disc separator lever (hardened and ground).....	25
605	9	Screw, for yielding side presser foot spring, also for Nos. 16135 C-32, 16135 G-16 and 16167.....	05
605 A	9	“ for needle stop plates.....	05
722	18	Cloth Plate Guide.....	30
		“ “ “ Screw No. 25 C.....	05
1000	20	Thread Oiler, complete.....	1 00
1002	20	“ “ Cup.....	25
		“ “ Cup Screw No. 93.....	04
1003	20	“ “ Cup Pin.....	10
1004	20	“ “ Cup Absorbing Felt.....	05
1005	20	“ “ Bracket.....	15
		“ “ Bracket Screw No. 98.....	03
1007	13	“ “ Tension Plate, complete.....	10

PRICE LIST OF PARTS

[1008-1275 F]

THESE PARTS ARE FURNISHED AT LIST PRICES FOR REPAIRS ONLY.
SEE NOTICE ON PAGE 3.

Number to order by	Plate No.	Postage will be charged on all parts sent by mail. Figures in second column refer only to plates illustrating parts, and are not to be used in ordering. Prices subject to change without notice. TERMS ON PARTS, NET CASH	Price per part
1008	13	Thread Oiler Tension Felt, lower	\$0 03
1068	15	Needle Lever Thread Eyelet, also Frame Thread Eyelet, with four eyes	16
1068 A	15	" " Thread Eyelet, also Frame Thread Eyelet, with six eyes	25
		" " Thread Eyelet Screw No. 98 A	04
1075	22	Tension Bracket, for four needle machines	35
1075 A	22	" " for five and six needle machines	70
		" " Screws No. 93	04
1096	9	Screw, for needle seat block	03
1216	21	Needle Lever Connection, complete	3 00
1275	19	" " Stud (hardened and ground) internal oiling, with screw, standard size	1 50
1275 A	—	" " Stud (hardened and ground) internal oiling, without screw, standard size	1 45
1275 B	—	" " Stud (hardened and ground) internal oiling, with screw, extra size on frame end (specify the number of thousandths of an inch larger than standard size) made only to order	1 75
1275 C	—	" " Stud (hardened and ground) internal oiling, with screw, extra size on lever end (specify the number of thousandths of an inch larger than standard size) made only to order	1 75
1275 D	—	" " Stud (hardened and ground) internal oiling, with screw, extra size on both ends (specify the number of thousandths of an inch larger on each end than standard size) made only to order	2 00
1275 E	—	" " Stud (hardened and ground) internal oiling, without screw, extra size on frame end (specify the number of thousandths of an inch larger than standard size) made only to order	1 70
1275 F	—	" " Stud (hardened and ground) internal oiling, without screw, extra size on lever end (specify the number of thousandths of an inch larger than standard size) made only to order	1 70

PRICE LIST OF PARTS

THESE PARTS ARE FURNISHED AT LIST PRICES FOR REPAIRS ONLY
SEE NOTICE ON PAGE 3.

Number to order by	Plate No.	Postage will be charged on all parts sent by mail. Figures in second column refer only to plates illustrating parts, and are not to be used in ordering. Prices subject to change without notice. TERMS ON PARTS, NET CASH	Price per part
1275 G	—	Needle Lever Stud (hardened and ground) internal oiling, without screw, extra size on both ends (specify the number of thousandths of an inch larger on each end than standard size) made only to order.....	\$1 95
		“ “ Stud Screw No. 22586.....	05
1280	12	“ “ Bolt Nut.....	10
1286	19	Needle Bar Link Pin (hardened and ground) complete, internal oiling.....	30
		“ “ “ “ Screw, upper, No. 77.....	03
		“ “ “ “ Screw, lower, No. 78.....	03
1286 A	19	“ “ “ “ (hardened and ground) internal oiling, without spring, ball or screw.....	20
1286 B	13	“ “ “ “ Spring.....	04
		“ “ “ “ Spring Screw No. 22560.....	03
1346	11	Tension Post (length over all $1\frac{11}{16}$ inches) for use with hardened steel ferrule No. 1347.....	20
1347	12	“ “ Ferrule (length over all $\frac{5}{16}$ inch, hardened) for use with tension post No. 1346.....	08
1349	13	Tension Spring (.036-inch diameter wire).....	04
1361	12	Presser Spring Pin (length over all $\frac{5}{16}$ inch) for one spring..	03
1361 A	12	“ “ “ (length over all $\frac{3}{8}$ inch) for two springs..	03
1362	12	Main Shaft Sleeve Pin.....	03
1755	17	Presser Foot Lifter (hardened).....	30
		“ “ “ Screw No. 86.....	05
4933	14	Collar, for suspended folder swinging arm support.....	20
		“ Screw No. 88.....	03
5182	15	Needle Bar Thread Eyelet, with three eyes.....	15
		“ “ “ Eyelet Screw No. 87 U.....	04
6035	24	Frame Guard.....	1 00
		“ “ Screws No. 93.....	04
6042	11	Needle Lever Bolt.....	20
6440	17	Cloth Plate Slide Stop Plate, for Style 16100 H.....	35
		“ “ “ Stop Plate Screws No. 22582 B.....	05
7040	16	Thread Guide, detachable, for needle holders:	
7040-48	—	“ “ for Nos. 48, 60 and 64 gauges.....	10
7040-61	—	“ “ for Nos. 72, 80 and 88 gauges.....	10
		“ “ Screw No. 187 A.....	04
* 7917	14	Needle Bar (hardened and ground) size .257.....	1 50
		“ “ Set Screws No. 88.....	03

*See Page No. 12

PRICE LIST OF PARTS

[7933-15485]

THESE PARTS ARE FURNISHED AT LIST PRICES FOR REPAIRS ONLY.

SEE NOTICE ON PAGE 3.

Number to order by	Plate No.	Postage will be charged on all parts sent by mail. Figures in second column refer only to plates illustrating parts, and are not to be used in ordering. Prices subject to change without notice. TERMS ON PARTS, NET CASH	Price per part
7933	16	Needle Stop Plate:	
7933-48	—	“ “ “ for Nos. 48, 60 and 64 gauges.....	\$0 25
7933-61	—	“ “ “ for Nos. 72, 80 and 88 gauges.....	25
		“ “ “ Screws No. 605 A.....	05
8118	16	Needle Holder, for two needle machines:	
8118-64	—	“ “ for No. 64 gauge, uses needle stop plate No. 7933-48.....	1 10
		“ “ Screw No. 89.....	03
8651	15	Needle Thread Take-up Wire.....	07
		“ “ Take-up Wire Screw No. 87 U.....	04
9034	15	“ “ Intermittent Nipper Spring Thread Eyelet, with three eyes.....	10
		“ “ Intermittent Nipper Spring Thread Eyelet Screw No. 98 A.....	04
9830	14	Post, for upper strip holder No. 21180.....	40
		“ Screw No. 22529.....	05
10334 A	15	Needle Bar Thread Eyelet and Needle Thread Intermittent Nipper Spring Thread Eyelet, with two eyes	08
		“ “ “ Eyelet Screw No. 87 U.....	04
		Needle Thread Intermittent Nipper Spring Thread Eyelet Screw No. 98 A.....	04
11261 A	11	Tension Post (length over all $1\frac{7}{8}$ inches) for use with hardened steel ferrule No. 11261 B.....	25
11261 B	12	“ “ Ferrule (hardened, length over all $\frac{31}{64}$ inch) for use with tension post No. 11261 A.....	10
12538	12	Feed Rocker Ball Stud Nut.....	10
12873	12	Bushing (ground) for needle bar bearings.....	25
		“ Clamp Screw No. 22569.....	05
12964 C	12	Needle Bar Link Pin Spring Ball.....	02
† 15430	21	Needle Lever Connection Bearing, lower.....	75
		“ “ “ Bearing Screws No. 22587.....	05
15430 C	12	“ “ “ Tube Nut, upper, left thread....	10
15430 D	12	“ “ “ Tube Nut, lower, right thread....	10
† 15430 E	21	“ “ “ Bearing, upper.....	70
		“ “ “ Bearing Screws No. 22587.....	05
† 15430 F	21	“ “ “ Tube, with oil reservoir.....	1 10
15430 H	12	“ “ “ Oil Reservoir Cover.....	25
15430 K	12	“ “ “ Oil Reservoir Leather Washer....	02
15430 L	21	“ “ “ Tube Felt.....	02
15483	21	Feed Rocker.....	1 00
		“ “ Screws No. 88.....	03
15485	19	“ “ Eccentric (marked BO).....	1 25
		“ “ Eccentric Screws No. 22588.....	06

†See Page No. 12.

[15487-16105 H]

PRICE LIST OF PARTS

THESE PARTS ARE FURNISHED AT LIST PRICES FOR REPAIRS ONLY.
SEE NOTICE ON PAGE 3.

Number to order by	Plate No.	Postage will be charged on all parts sent by mail. Figures in second column refer only to plates illustrating parts, and are not to be used in ordering. Prices subject to change without notice. TERMS ON PARTS, NET CASH	Price per part
15487	10	Feed Rocker Connection Ball (hardened).....	\$0 35
15488	12	" " Connection Ball Washer.....	08
† 15686	19	" " Eccentric Holder, including flange.....	1 25
		" " Eccentric Holder Spot Screw No. 96.....	03
		" " Eccentric Holder Set Screw No. 95.....	03
16101	24	Cloth Plate, for Styles 16100 A, 16100 B, 16100 C, 16100 D, 16100 E, 16100 F and 16100 G.....	3 00
16101 A	—	" " for Style 16100 C with re-enforcing tape (grooves cut to order).....	4 00
16101 H	24	" " for Style 16100 H.....	3 50
		" " Screws No. 22574.....	06
		" " Screw, fillister head, No. 93 A.....	04
16102	17	Cloth Plate Slide, right ($1\frac{7}{8}$ inches long).....	40
16102 A	17	" " " left ($4\frac{1}{16}$ inches long).....	60
16102 B	17	" " " right ($1\frac{5}{8}$ inches long).....	40
16102 C	17	" " " left ($3\frac{7}{8}$ inches long).....	60
16102 D	17	" " " right ($2\frac{1}{16}$ inches long).....	40
16102 E	17	" " " left ($4\frac{5}{16}$ inches long).....	60
16102 H	17	" " " right, for Style 16100 H.....	1 60
		" " " Guide Screw No. T 2.....	10
16105	3	Feed Dog Section (marked 16105).....	75
16105 A	3	" " " (marked 16105 A).....	75
16105 B	3	" " " (marked 16105 B).....	85
16105 C	3	Feed Dog Section:	
16105 C-28	—	" " " (marked 16105 C-28).....	1 25
16105 C-32	—	" " " (marked 16105 C-32).....	1 25
16105 C-36	—	" " " (marked 16105 C-36).....	1 25
16105 C-40	—	" " " (marked 16105 C-40).....	1 25
16105 C-48	—	" " " (marked 16105 C-48).....	1 35
16105 D	3	Feed Dog Section:	
16105 D-8	—	" " " (marked 16105 D-8).....	1 25
16105 D-12	—	" " " (marked 16105 D-12).....	1 25
16105 D-16	—	" " " (marked 16105 D-16).....	1 25
16105 D-20	—	" " " (marked 16105 D-20).....	1 25
16105 E	3	Feed Dog Section:	
16105 E-16	—	" " " (marked 16105 E-16).....	1 10
16105 F	3	Feed Dog Section:	
16105 F-16	—	" " " (marked 16105 F-16).....	1 10
16105 G	3	Feed Dog Section:	
16105 G-16	—	" " " (marked 16105 G-16).....	1 10
16105 H	3	" " " (marked 16105 H).....	95

†See Page No. 12.

PRICE LIST OF PARTS

[16105 J-16132]

THESE PARTS ARE FURNISHED AT LIST PRICES FOR REPAIRS ONLY.

SEE NOTICE ON PAGE 3.

Number to order by	Plate No.	Postage will be charged on all parts sent by mail. Figures in second column refer only to plates illustrating parts, and are not to be used in ordering. Prices subject to change without notice. TERMS ON PARTS, NET CASH	Price per part
16105 J	3	Feed Dog Section:	
16105 J-3-8	—	“ “ “ (marked 16105 J-3-8).....	\$1 10
16105 J-3-10	—	“ “ “ (marked 16105 J-3-10).....	1 10
16105 J-3-12	—	“ “ “ (marked 16105 J-3-12).....	1 10
16105 J-3-14	—	“ “ “ (marked 16105 J-3-14).....	1 25
16105 J-3-20	—	“ “ “ (marked 16105 J-3-20).....	1 25
16105 K	3	Feed Dog Section (marked 16105 K).....	75
16105 L	3	“ “ “ (marked 16105 L).....	75
16105 N	4	“ “ “ (marked 16105 N).....	85
16105 P	4	“ “ “ (marked 16105 P).....	95
16105 Q	4	Feed Dog Section:	
16105 Q-12	—	“ “ “ (marked 16105 Q-12).....	1 35
		“ “ “ Screw No. T22.....	04
16106	19	Feed Lift Eccentric (ground, marked BZ).....	50
		“ “ “ Screw No. 96.....	03
16108	8	Looper, right (marked R) for use with loop retainer No. 16111	60
16108 A	8	“ left (marked L) for use with loop retainer No. 16111 A	60
		“ Set Screw No. 77.....	03
16108 B	8	“ right (marked R8) for use with loop retainer No. 16111 B.....	60
16108 C	8	“ left (marked L8) for use with loop retainer No. 16111 C.....	60
		“ Set Screw No. 22565 A.....	03
16108 D	8	“ right (marked D) for use without loop retainer.....	60
16108 E	8	“ left (marked E) for use without loop retainer.....	60
16111	8	Loop Retainer, right, for use with looper No. 16108.....	35
16111 A	8	“ “ left, for use with looper No. 16108 A.....	35
		“ “ Screw No. 77.....	03
16111 B	8	“ “ right, for use with looper No. 16108 B.....	50
16111 C	8	“ “ left, for use with looper No. 16108 C.....	50
16115	24	Needle Lever, steel forging.....	2 25
16122	22	Main Shaft (hardened and ground) size .530.....	2 50
16132	5	Presser Foot, with independently yielding sides, for Style 16100 A-2 needles:	
16132-60	—	“ “ for No. 60 gauge.....	7 00
16132-64	—	“ “ for No. 64 gauge.....	7 00
16132-72	—	“ “ for No. 72 gauge.....	7 00
16132-80	—	“ “ for No. 80 gauge.....	7 00
16132-88	—	“ “ for No. 88 gauge.....	7 00
16132-92	—	“ “ for No. 92 gauge.....	7 00
16132-96	—	“ “ for No. 96 gauge.....	7 50
16132-100	—	“ “ for No. 100 gauge.....	7 50

[16132-16133 H]

PRICE LIST OF PARTS

THESE PARTS ARE FURNISHED AT LIST PRICES FOR REPAIRS ONLY.

SEE NOTICE ON PAGE 3.

Number to order by	Plate No.	Postage will be charged on all parts sent by mail. Figures in second column refer only to plates illustrating parts, and are not to be used in ordering. Prices subject to change without notice. TERMS ON PARTS, NET CASH	Price per part
16132		Continued:	
16132-104	—	Presser Foot, for No. 104 gauge.....	\$7 50
16132-108	—	“ “ for No. 108 gauge.....	7 50
16132-120	—	“ “ for No. 120 gauge.....	7 50
16132-154	—	“ “ for No. 154 gauge.....	7 50
16132-184	—	“ “ for No. 184 gauge.....	7 50
16132 E	5	“ “ with independently yielding sides, for Style 16100 E-2 needles:	
16132 E-48	—	“ “ for No. 48 gauge.....	7 00
16132 H	6	“ “ with yielding side, for Style 16100 H-2 needles:	
16132 H-112	—	“ “ for No. 112 gauge.....	7 00
16133	5	“ “ with independently yielding sides, for Style 16100 B-3 needles:	
16133-60-36	—	“ “ for No. 60-36 gauge.....	7 50
16133-68-12	—	“ “ for No. 68-12 gauge.....	7 00
16133-68-28	—	“ “ for No. 68-28 gauge.....	7 50
16133-72-16	—	“ “ for No. 72-16 gauge.....	7 00
16133-80-32	—	“ “ for No. 80-32 gauge.....	7 50
16133-84-36	—	“ “ for No. 84-36 gauge.....	7 50
16133-92-20	—	“ “ for No. 92-20 gauge.....	7 50
16133-96-16	—	“ “ for No. 96-16 gauge.....	7 50
		“ “ Screws No. 88.....	03
16133 B	6	“ “ hinged bottom, with folder, for Style 16100 F-3 needles:	
16133 B-8	—	“ “ for No. 8 gauge, uses strip $\frac{5}{8}$ inch wide.....	5 00
16133 B-9	—	“ “ for No. 9 gauge, uses strip $\frac{3}{4}$ inch wide.....	5 00
16133 B-10	—	“ “ for No. 10 gauge, uses strip $\frac{3}{4}$ inch wide.....	5 00
16133 F	6	“ “ hinged bottom, for Style 16100 F-3 needles:	
16133 F-8	—	“ “ for No. 8 gauge, uses tape $\frac{5}{16}$ inch wide.....	2 50
16133 F-9	—	“ “ for No. 9 gauge, uses tape $\frac{3}{8}$ inch wide.....	2 50
16133 F-10	—	“ “ for No. 10 gauge, uses tape $\frac{13}{32}$ inch wide.....	2 50
16133 F-11	—	“ “ for No. 11 gauge, uses tape $\frac{7}{16}$ inch wide.....	2 50
16133 F-12	—	“ “ for No. 12 gauge, uses tape $\frac{1}{2}$ inch wide.....	2 50
16133 F-13	—	“ “ for No. 13 gauge, uses tape $\frac{1}{2}$ inch wide.....	2 50
16133 F-14	—	“ “ for No. 14 gauge, uses tape $\frac{1}{2}$ inch wide.....	2 50
16133 F-15	—	“ “ for No. 15 gauge, uses tape $\frac{9}{16}$ inch wide.....	2 50
16133 F-21	—	“ “ for No. 21 gauge, uses tape $\frac{3}{4}$ inch wide.....	3 00
		“ “ Screw No. 91.....	04
16133 H	6	“ “ with yielding side, for Style 16100 H-3 needles:	
16133 H-80-12	—	“ “ for No. 80-12 gauge.....	7 00

PRICE LIST OF PARTS

[16134-16135 C]

THESE PARTS ARE FURNISHED AT LIST PRICES FOR REPAIRS ONLY.

SEE NOTICE ON PAGE 3.

Number to order by	Plate No.	Postage will be charged on all parts sent by mail. Figures in second column refer only to plates illustrating parts, and are not to be used in ordering. Prices subject to change without notice. TERMS ON PARTS, NET CASH	Price per part
16134	5	Presser Foot, with independently yielding sides, for Style 16100 A-4 needles:	
16134-8-58-8	—	“ “ for No. 8-58-8 gauge	\$7 50
16134-8-60-8	—	“ “ for No. 8-60-8 gauge	7 50
16134-8-70-8	—	“ “ for No. 8-70-8 gauge	7 50
16134-8-72-8	—	“ “ for No. 8-72-8 gauge	7 50
16134-8-74-8	—	“ “ for No. 8-74-8 gauge	7 50
16134-8-76-8	—	“ “ for No. 8-76-8 gauge	7 50
16134-8-78-8	—	“ “ for No. 8-78-8 gauge	7 50
16134-8-80-8	—	“ “ for No. 8-80-8 gauge	8 00
16134-8-84-8	—	“ “ for No. 8-84-8 gauge	8 00
16134-8-88-8	—	“ “ for No. 8-88-8 gauge	8 00
16134-8-96-8	—	“ “ for No. 8-96-8 gauge	8 00
16134-8-104-8	—	“ “ for No. 8-104-8 gauge	8 00
16134-10-86-10	—	“ “ for No. 10-86-10 gauge	8 00
16134-12-62-12	—	“ “ for No. 12-62-12 gauge	7 50
16134-12-64-12	—	“ “ for No. 12-64-12 gauge	7 50
16134-12-68-12	—	“ “ for No. 12-68-12 gauge	7 50
16134-12-72-12	—	“ “ for No. 12-72-12 gauge	8 00
16134-12-78-12	—	“ “ for No. 12-78-12 gauge	8 00
16134-12-80-12	—	“ “ for No. 12-80-12 gauge	8 00
16134-12-86-12	—	“ “ for No. 12-86-12 gauge	8 00
16134-12-92-12	—	“ “ for No. 12-92-12 gauge	8 00
16134-16-48-16	—	“ “ for No. 16-48-16 gauge	7 50
16134-16-72-16	—	“ “ for No. 16-72-16 gauge	8 00
16134-16-76-16	—	“ “ for No. 16-76-16 gauge	8 00
16134-20-70-20	—	“ “ for No. 20-70-20 gauge	8 00
16134 E	6	“ “ with independently yielding sides, for Styles 16100 D-4 needles and 16100 E-4 needles:	
16134 E-12-40-12	—	“ “ for No. 12-40-12 gauge	8 00
16134 E-12-48-12	—	“ “ for No. 12-48-12 gauge	8 00
16134 E-12-64-12	—	“ “ for No. 12-64-12 gauge	8 00
16134 E-12-72-12	—	“ “ for No. 12-72-12 gauge	8 00
16134 E-16-48-16	—	“ “ for No. 16-48-16 gauge	8 00
16134 E-16-64-16	—	“ “ for No. 16-64-16 gauge	8 00
16134 E-16-72-16	—	“ “ for No. 16-72-16 gauge	8 00
16134 E-20-64-20	—	“ “ for No. 20-64-20 gauge	8 00
		“ “ Screws No. 88	03
16135	7	“ “ rigid bottom, for five needle machines:	
16135-16	—	“ “ for No. 16 gauge	2 50
16135 C	7	“ “ for Style 16100 C-5 needles:	
16135 C-16	—	“ “ for No. 16 gauge	8 50
16135 C-32	—	“ “ for No. 32 gauge	8 50

PRICE LIST OF PARTS

THESE PARTS ARE FURNISHED AT LIST PRICES FOR REPAIRS ONLY.

SEE NOTICE ON PAGE 3.

Number to order by	Plate No.	Postage will be charged on all parts sent by mail. Figures in second column refer only to plates illustrating parts, and are not to be used in ordering. Prices subject to change without notice. TERMS ON PARTS, NET CASH	Price per part
16135 G	7	Presser Foot, for Style 16100 G-5 needles:	
16135 G-16	—	“ “ for No. 16 gauge.....	\$4 50
16136 C	7	“ “ for Style 16100 C-6 needles:	
16136 C-16	—	“ “ for No. 16 gauge.....	8 75
16137 C	7	“ “ for Style 16100 C-7 needles:	
16137 C-16	—	“ “ for No. 16 gauge.....	9 00
16138 C	7	“ “ for Style 16100 C-8 needles:	
16138 C-16	—	“ “ for No. 16 gauge.....	9 25
	—	“ “ Screw No. 91.....	04
16142	1	Throat Plate, for two needle machines:	
16142-48	—	“ “ for No. 48 gauge, uses feed dog section No. 16105 C-48.....	2 75
16142-60	—	“ “ for No. 60 gauge, uses feed dog sections Nos. 16105, 16105 A and 16105 B.....	2 75
16142-64	—	“ “ for No. 64 gauge, uses feed dog sections Nos. 16105, 16105 A and 16105 B.....	2 75
16142-72	—	“ “ for No. 72 gauge, uses feed dog sections Nos. 16105, 16105 A and 16105 B.....	2 75
16142-80	—	“ “ for No. 80 gauge, uses feed dog sections Nos. 16105, 16105 A and 16105 B.....	2 75
16142-88	—	“ “ for No. 88 gauge, uses feed dog sections Nos. 16105, 16105 A and two No. 16105 B.....	2 75
16142-92	—	“ “ for No. 92 gauge, uses feed dog sections Nos. 16105, 16105 A and two No. 16105 B.....	2 75
16142-96	—	“ “ for No. 96 gauge, uses feed dog sections Nos. 16105, 16105 A and two No. 16105 B.....	3 00
16142-100	—	“ “ for No. 100 gauge, uses feed dog sections Nos. 16105, 16105 A and two No. 16105 B.....	3 00
16142-104	—	“ “ for No. 104 gauge, uses feed dog sections Nos. 16105, 16105 A and two No. 16105 B.....	3 00
16142-108	—	“ “ for No. 108 gauge, uses feed dog sections Nos. 16105, 16105 A and two No. 16105 B.....	3 25
16142-120	—	“ “ for No. 120 gauge, uses feed dog sections Nos. 16105, 16105 A and two No. 16105 B.....	3 25
16142-128	—	“ “ for No. 128 gauge, uses feed dog sections Nos. 16105, 16105 A and three No. 16105 B.....	3 50
16142-154	—	“ “ for No. 154 gauge, uses feed dog sections Nos. 16105, 16105 A and four No. 16105 B.....	3 75
16142-184	—	“ “ for No. 184 gauge, uses feed dog sections Nos. 16105, 16105 A and five No. 16105 B.....	4 25
16142 H	1	“ “ for Style 16100 H-2 needles:	
16142 H-112	—	“ “ for No. 112 gauge, uses feed dog sections Nos. 16105 N, 16105 Q-12 and two No. 16105 P.....	4 00

PRICE LIST OF PARTS

[16143]

THESE PARTS ARE FURNISHED AT LIST PRICES FOR REPAIRS ONLY.

SEE NOTICE ON PAGE 3.

Number to order by	Plate No.	Postage will be charged on all parts sent by mail. Figures in second column refer only to plates illustrating parts, and are not to be used in ordering. Prices subject to change without notice. TERMS ON PARTS, NET CASH	Price per part
16143	1	Throat Plate, for Styles 16100 B-3 needles and 16100 F-3 needles:	
16143-8	—	“ “ for No. 8 gauge Style 16100 F, uses feed dog sections Nos. 16105 J-3-8, 16105 K and 16105 L.....	\$2 75
16143-9	—	“ “ for No. 9 gauge Style 16100 F, uses feed dog sections Nos. 16105 J-3-8, 16105 K and 16105 L.....	2 75
16143-10	—	“ “ for No. 10 gauge Style 16100 F, uses feed dog sections Nos. 16105 J-3-10, 16105 K and 16105 L.....	2 75
16143-11	—	“ “ for No. 11 gauge Style 16100 F, uses feed dog sections Nos. 16105 J-3-10, 16105 K and 16105 L.....	2 75
16143-12	—	“ “ for No. 12 gauge Style 16100 F, uses feed dog sections Nos. 16105 J-3-12, 16105 K and 16105 L.....	2 75
16143-13	—	“ “ for No. 13 gauge Style 16100 F, uses feed dog sections Nos. 16105 J-3-12, 16105 K and 16105 L.....	2 75
16143-14	—	“ “ for No. 14 gauge Style 16100 F, uses feed dog sections Nos. 16105 J-3-14, 16105 K and 16105 L.....	2 75
16143-15	—	“ “ for No. 15 gauge Style 16100 F, uses feed dog sections Nos. 16105 J-3-14, 16105 K and 16105 L.....	2 75
16143-21	—	“ “ for No. 21 gauge Style 16100 F, uses feed dog sections Nos. 16105 J-3-20, 16105 K and 16105 L.....	2 75
16143-16-128	—	“ “ for No. 16-128 gauge Style 16100 B, uses feed dog sections Nos. 16105 A, 16105 D-16 and three No. 16105 B.....	3 75
16143-60-36	—	“ “ for No. 60-36 gauge Style 16100 B, uses feed dog sections Nos. 16105, 16105 B and 16105 C-36.....	3 75
16143-68-12	—	“ “ for No. 68-12 gauge Style 16100 B, uses feed dog sections Nos. 16105 and 16105 D-12....	3 75
16143-68-28	—	“ “ for No. 68-28 gauge Style 16100 B, uses feed dog sections Nos. 16105, 16105 B and 16105 C-28.....	3 75
16143-72-16	—	“ “ for No. 72-16 gauge Style 16100 B, uses feed dog sections Nos. 16105, 16105 B and 16105 D-16.....	3 75

[16143-16144]

PRICE LIST OF PARTS

THESE PARTS ARE FURNISHED AT LIST PRICES FOR REPAIRS ONLY.

SEE NOTICE ON PAGE 3.

Number to order by	Plate No.	Postage will be charged on all parts sent by mail. Figures in second column refer only to plates illustrating parts, and are not to be used in ordering. Prices subject to change without notice. TERMS ON PARTS, NET CASH	Price per part
16143		Continued:	
16143-76-32	—	Throat Plate, for No. 76-32 gauge Style 16100 B, uses feed dog sections Nos. 16105, 16105 B and 16105 C-32.....	\$4 00
16143-80-32	—	“ “ for No. 80-32 gauge Style 16100 B, uses feed dog sections Nos. 16105, 16105 B and 16105 C-32.....	4 00
16143-84-36	—	“ “ for No. 84-36 gauge Style 16100 B, uses feed dog sections Nos. 16105, 16105 C-36 and two No. 16105 B.....	4 00
16143-92-20	—	“ “ for No. 92-20 gauge Style 16100 B, uses feed dog sections Nos. 16105, 16105 D-20 and two No. 16105 B.....	3 75
16143-96-16	—	“ “ for No. 96-16 gauge Style 16100 B, uses feed dog sections Nos. 16105, 16105 D-16 and two No. 16105 B.....	3 75
16143 H	1	“ “ for Style 16100 H-3 needles:	
16143 H-80-12	—	“ “ for No. 80-12 gauge, uses feed dog sections Nos. 16105 N, 16105 P and 16105 Q-12....	4 25
16144	1	“ “ for four needle machines:	
16144-8-58-8	—	“ “ for No. 8-58-8 gauge, uses feed dog sections No. 16105 B and two No. 16105 D-8	4 00
16144-8-60-8	—	“ “ for No. 8-60-8 gauge, uses feed dog sections No. 16105 B and two No. 16105 D-8	4 00
16144-8-70-8	—	“ “ for No. 8-70-8 gauge, uses feed dog sections No. 16105 B and two No. 16105 D-8	4 00
16144-8-72-8	—	“ “ for No. 8-72-8 gauge, uses feed dog sections No. 16105 B and two No. 16105 D-8	4 00
16144-8-74-8	—	“ “ for No. 8-74-8 gauge, uses feed dog sections No. 16105 B and two No. 16105 D-8	4 00
16144-8-76-8	—	“ “ for No. 8-76-8 gauge, uses feed dog sections No. 16105 B and two No. 16105 D-8	4 00
16144-8-78-8	—	“ “ for No. 8-78-8 gauge, uses feed dog sections No. 16105 B and two No. 16105 D-8	4 00
16144-8-80-8	—	“ “ for No. 8-80-8 gauge, uses feed dog sections No. 16105 B and two No. 16105 D-8	4 00
16144-8-84-8	—	“ “ for No. 8-84-8 gauge, uses feed dog sections No. 16105 B and two No. 16105 D-8	4 00
16144-8-88-8	—	“ “ for No. 8-88-8 gauge, uses feed dog sections No. 16105 B and two No. 16105 D-8	4 00
16144-8-96-8	—	“ “ for No. 8-96-8 gauge, uses feed dog sections two each Nos. 16105 B and 16105 D-8.....	4 00
16144-8-104-8	—	“ “ for No. 8-104-8 gauge, uses feed dog sections two each Nos. 16105 B and 16105 D-8.....	4 00

PRICE LIST OF PARTS

[16144-16145 C]

THESE PARTS ARE FURNISHED AT LIST PRICES FOR REPAIRS ONLY.

SEE NOTICE ON PAGE 3.

Number to order by	Plate No.	Postage will be charged on all parts sent by mail. Figures in second column refer only to plates illustrating parts, and are not to be used in ordering. Prices subject to change without notice. TERMS ON PARTS, NET CASH	Price per part
16144		Continued:	
16144-10-86-10	—	Throat Plate, for No. 10-86-10 gauge, uses feed dog sections No. 16105 B and two No. 16105 D-8	\$4 00
16144-12-40-12	—	“ “ for No. 12-40-12 gauge, uses feed dog sections, two No. 16105 D-12	4 00
16144-12-48-12	—	“ “ for No. 12-48-12 gauge, uses feed dog sections, two No. 16105 D-12	4 00
16144-12-62-12	—	“ “ for No. 12-62-12 gauge, uses feed dog sections No. 16105 B and two No. 16105 D-12	4 00
16144-12-64-12	—	“ “ for No. 12-64-12 gauge, uses feed dog sections No. 16105 B and two No. 16105 D-12	4 00
16144-12-68-12	—	“ “ for No. 12-68-12 gauge, uses feed dog sections No. 16105 B and two No. 16105 D-12	4 00
16144-12-72-12	—	“ “ for No. 12-72-12 gauge, uses feed dog sections No. 16105 B and two No. 16105 D-12	4 00
16144-12-78-12	—	“ “ for No. 12-78-12 gauge, uses feed dog sections No. 16105 B and two No. 16105 D-12	4 00
16144-12-80-12	—	“ “ for No. 12-80-12 gauge, uses feed dog sections No. 16105 B and two No. 16105 D-12	4 00
16144-12-86-12	—	“ “ for No. 12-86-12 gauge, uses feed dog sections No. 16105 B and two No. 16105 D-12	4 00
16144-12-92-12	—	“ “ for No. 12-92-12 gauge, uses feed dog sections, two each Nos. 16105 B and 16105 D-12	4 00
16144-16-48-16	—	“ “ for No. 16-48-16 gauge, uses feed dog sections, two No. 16105 D-16	4 00
16144-16-64-16	—	“ “ for No. 16-64-16 gauge, uses feed dog sections No. 16105 B and two No. 16105 D-16	4 00
16144-16-72-16	—	“ “ for No. 16-72-16 gauge, uses feed dog sections No. 16105 B and two No. 16105 D-16	4 00
16144-16-76-16	—	“ “ for No. 16-76-16 gauge, uses feed dog sections No. 16105 B and two No. 16105 D-16	4 00
16144-20-64-20	—	“ “ for No. 20-64-20 gauge, uses feed dog sections No. 16105 B and two No. 16105 D-20	4 00
16144-20-70-20	—	“ “ for No. 20-70-20 gauge, uses feed dog sections No. 16105 B and two No. 16105 D-20	4 00
16145 A	2	“ “ with $\frac{9}{64}$ -inch groove in line with each needle hole, for re-enforcing tape on Style 16100 C-5 needles:	
16145 A-32	—	“ “ for No. 32 gauge, uses feed dog sections Nos. 16105 E-16, 16105 G-16 and three No. 16105 F-16	6 00
16145 C	2	“ “ for Styles 16100 C-5 needles and 16100 G-5 needles:	

[16145 C-16152]

PRICE LIST OF PARTS

THESE PARTS ARE FURNISHED AT LIST PRICES FOR REPAIRS ONLY.

SEE NOTICE ON PAGE 3.

Number to order by	Plate No.	Postage will be charged on all parts sent by mail. Figures in second column refer only to plates illustrating parts, and are not to be used in ordering. Prices subject to change without notice. TERMS ON PARTS, NET CASH	Price per part
16145 C		Continued:	
16145 C-16	—	Throat Plate, for No. 16 gauge, uses feed dog sections Nos. 16105 E-16, 16105 F-16 and 16105 G-16....	\$4 25
16146 C	2	“ “ for Style 16100 C-6 needles:	
16146 C-16	—	“ “ for No. 16 gauge, uses feed dog sections Nos. 16105 E-16, 16105 F-16, 16105 G-16 and 16105 H.....	4 50
16147 C	2	“ “ for Style 16100 C-7 needles:	
16147 C-16	—	“ “ for No. 16 gauge, uses feed dog sections Nos. 16105 E-16, 16105 G-16 and two No. 16105 F-16.....	4 75
16148 C	2	“ “ for Style 16100 C-8 needles:	
16148 C-16	—	“ “ for No. 16 gauge, uses feed dog sections Nos. 16105 E-16, 16105 G-16, 16105 H and two No. 16105 F-16.....	5 00
16152	16	Needle Holder, for two needle machines:	04
16152-48	—	“ “ for No. 48 gauge, uses needle stop plate No. 7933-48.....	1 20
16152-60	—	“ “ for No. 60 gauge, uses needle stop plate No. 7933-48.....	1 20
16152-72	—	“ “ for No. 72 gauge, uses needle stop plate No. 7933-61.....	1 20
16152-80	—	“ “ for No. 80 gauge, uses needle stop plate No. 7933-61.....	1 20
16152-88	—	“ “ for No. 88 gauge, uses needle stop plate No. 7933-61.....	1 20
16152-92	—	“ “ for No. 92 gauge, uses needle stop plate No. 16182 B.....	1 20
16152-96	—	“ “ for No. 96 gauge, uses needle stop plate No. 16182 B.....	1 40
16152-100	—	“ “ for No. 100 gauge, uses needle stop plate No. 16182 F.....	1 40
16152-104	—	“ “ for No. 104 gauge, uses needle stop plate No. 16182 F.....	1 40
16152-108	—	“ “ for No. 108 gauge, uses needle stop plate No. 16182 F.....	1 40
16152-112	—	“ “ for No. 112 gauge, uses needle stop plate No. 16182 C.....	1 40
16152-120	—	“ “ for No. 120 gauge, uses needle stop plate No. 16182 C.....	1 50
16152-128	—	“ “ for No. 128 gauge, uses needle stop plate No. 16182 C.....	1 50

PRICE LIST OF PARTS

[16152-16154]

THESE PARTS ARE FURNISHED AT LIST PRICES FOR REPAIRS ONLY.

SEE NOTICE ON PAGE 3.

Number to order by	Plate No.	Postage will be charged on all parts sent by mail. Figures in second column refer only to plates illustrating parts, and are not to be used in ordering. Prices subject to change without notice. TERMS ON PARTS NET CASH	Price per part
16152	—	Continued:	
16152-154	—	Needle Holder, for No. 154 gauge, uses needle stop plate No. 16182 K.....	\$1 50
16152-184	—	“ “ for No. 184 gauge, uses needle stop plate No. 16182 J.....	1 75
16153	16	“ “ for three needle machines:	
16153-8	—	“ “ for No. 8 gauge.....	1 25
16153-9	—	“ “ for No. 9 gauge.....	1 25
16153-10	—	“ “ for No. 10 gauge.....	1 25
16153-11	—	“ “ for No. 11 gauge.....	1 25
16153-12	—	“ “ for No. 12 gauge.....	1 25
16153-13	—	“ “ for No. 13 gauge.....	1 25
16153-14	—	“ “ for No. 14 gauge.....	1 25
16153-15	—	“ “ for No. 15 gauge.....	1 25
16153-21	—	“ “ for No. 21 gauge.....	1 25
16153-16-128	—	“ “ for No. 16-128 gauge.....	2 00
16153-60-36	—	“ “ for No. 60-36 gauge.....	2 00
16153-68-12	—	“ “ for No. 68-12 gauge.....	2 00
16153-68-28	—	“ “ for No. 68-28 gauge.....	2 00
16153-72-16	—	“ “ for No. 72-16 gauge.....	2 00
16153-76-32	—	“ “ for No. 76-32 gauge.....	2 00
16153-80-12	—	“ “ for No. 80-12 gauge.....	2 00
16153-80-32	—	“ “ for No. 80-32 gauge.....	2 00
16153-84-36	—	“ “ for No. 84-36 gauge.....	2 00
16153-92-20	—	“ “ for No. 92-20 gauge.....	2 00
16153-96-16	—	“ “ for No. 96-16 gauge.....	2 00
16154	16	“ “ for four needle machines:	
16154-8-58-8	—	“ “ for No. 8-58-8 gauge.....	2 50
16154-8-60-8	—	“ “ for No. 8-60-8 gauge.....	2 50
16154-8-70-8	—	“ “ for No. 8-70-8 gauge.....	2 50
16154-8-72-8	—	“ “ for No. 8-72-8 gauge.....	2 50
16154-8-74-8	—	“ “ for No. 8-74-8 gauge.....	2 50
16154-8-76-8	—	“ “ for No. 8-76-8 gauge.....	2 50
16154-8-78-8	—	“ “ for No. 8-78-8 gauge.....	2 50
16154-8-80-8	—	“ “ for No. 8-80-8 gauge.....	2 50
16154-8-84-8	—	“ “ for No. 8-84-8 gauge.....	2 50
16154-8-88-8	—	“ “ for No. 8-88-8 gauge.....	2 50
16154-8-96-8	—	“ “ for No. 8-96-8 gauge.....	2 50
16154-8-104-8	—	“ “ for No. 8-104-8 gauge.....	2 50
16154-10-86-10	—	“ “ for No. 10-86-10 gauge.....	2 50
16154-12-40-12	—	“ “ for No. 12-40-12 gauge.....	2 50
16154 12-48-12	—	“ “ for No. 12-48-12 gauge.....	2 50
16154-12-62-12	—	“ “ for No. 12-62-12 gauge.....	2 50

[16154-16173]

PRICE LIST OF PARTS

THESE PARTS ARE FURNISHED AT LIST PRICES FOR REPAIRS ONLY
SEE NOTICE ON PAGE 3.

Number to order by	Plate No.	Postage will be charged on all parts sent by mail. Figures in second column refer only to plates illustrating parts, and are not to be used in ordering. Prices subject to change without notice. TERMS ON PARTS, NET CASH	Price per part
16154		Continued:	
16154-12-64-12	—	Needle Holder, for No. 12-64-12 gauge.....	\$2 50
16154-12-68-12	—	“ “ for No. 12-68-12 gauge.....	2 50
16154-12-72-12	—	“ “ for No. 12-72-12 gauge.....	2 50
16154-12-78-12	—	“ “ for No. 12-78-12 gauge.....	2 50
16154-12-80-12	—	“ “ for No. 12-80-12 gauge.....	2 50
16154-12-86-12	—	“ “ for No. 12-86-12 gauge.....	2 50
16154-12-92-12	—	“ “ for No. 12-92-12 gauge.....	2 50
16154-16-48-16	—	“ “ for No. 16-48-16 gauge.....	2 50
16154-16-64-16	—	“ “ for No. 16-64-16 gauge.....	2 50
16154-16-72-16	—	“ “ for No. 16-72-16 gauge.....	2 50
16154-16-76-16	—	“ “ for No. 16-76-16 gauge.....	2 50
16154-20-64-20	—	“ “ for No. 20-64-20 gauge.....	2 50
16154-20-70-20	—	“ “ for No. 20-70-20 gauge.....	2 50
16155	16	“ “ for five needle machines:	
16155-16	—	“ “ for No. 16 gauge.....	3 00
16155-32	—	“ “ for No. 32 gauge.....	3 00
16156	16	“ “ for six needle machines:	
16156-16	—	“ “ for No. 16 gauge.....	3 50
16157	16	“ “ for seven needle machines:	
16157-16	—	“ “ for No. 16 gauge.....	4 00
16158	16	“ “ for eight needle machines:	
16158-16	—	“ “ for No. 16 gauge.....	4 50
		“ “ Screw No. 89.....	03
16165	23	Tension Plate:	
16165-8	—	“ “ for seven and eight needle machines.....	4 00
		“ “ Screws No. 80.....	05
16166	23	“ “ Bracket.....	2 00
		“ “ Bracket Screws No. 22548.....	10
16167	23	“ “ Thread Guide:	
16167-8	—	“ “ Thread Guide, for seven and eight needle machines.....	1 30
		“ “ Thread Guide Screws No. 605.....	05
16168	—	“ “ Bracket Thread Eyelet:	
16168-7	15	“ “ Bracket Thread Eyelet, with seven eyes....	75
16168-8	15	“ “ Bracket Thread Eyelet, with eight eyes....	80
		“ “ Bracket Thread Eyelet Screws No. 87 U....	04
16170	21	Feed Bar.....	1 25
		“ “ Screws No. 88.....	03
16171	20	“ “ Prong and Sponge.....	30
		“ “ Prong Screws No. 94.....	04
16172	—	“ “ Prong Sponge.....	02
16173	19	“ “ Shoe (hardened and ground).....	25
		“ “ Shoe Screw No. 94.....	04

PRICE LIST OF PARTS

[16175-16184 A]

THESE PARTS ARE FURNISHED AT LIST PRICES FOR REPAIRS ONLY.

SEE NOTICE ON PAGE 3.

Number to order by	Plate No.	Postage will be charged on all parts sent by mail. Figures in second column refer only to plates illustrating parts, and are not to be used in ordering. Prices subject to change without notice. TERMS ON PARTS, NET CASH	Price per part
16175	21	Feed Rocker Connection.....	\$0 65
		“ “ Connection Screws No. 135.....	06
16176	21	“ “ Eccentric Connection.....	1 35
		“ “ Eccentric Connection Screws, upper, No.97 A.....	04
		“ “ Eccentric Connection Screws, lower, No.75 A.....	04
16178	4	Feed Dog Section Holder (length of slot 2 $\frac{1}{32}$ inches).....	1 15
16178 A	4	“ “ Section Holder (length of slot 2 $\frac{1}{32}$ inches).....	1 25
16178 B	4	“ “ Section Holder (length of slot 3 $\frac{1}{32}$ inches).....	1 35
16178 C	4	“ “ Section Holder (length of slot 3 $\frac{1}{32}$ inches).....	1 45
		“ “ Section Holder Screw No. 93.....	04
		“ “ Section Holder Supporting Screws No. 91.....	04
16179	4	“ “ Screw Nut.....	10
16180	14	Presser Bar (hardened and ground) sizes .319, .322, .325, .328, .331 and .334.....	1 00
16181	13	“ “ Connection.....	35
		“ “ Connection Screw, front, No. 89.....	03
		“ “ Connection Screw, back, No. 77.....	03
16182 B	16	Needle Stop Plate, for Nos. 92 and 96 gauges.....	50
16182 C	—	“ “ “ for Nos. 112, 120 and 128 gauges.....	50
16182 F	—	“ “ “ for Nos. 100, 104 and 108 gauges.....	50
16182 J	—	“ “ “ for No. 184 gauge.....	75
16182 K	—	“ “ “ for No. 154 gauge.....	75
		“ “ “ Screws No. 605 A.....	05
16183	13	Needle Bar Forked Guide.....	60
		“ “ Guide Clamp Screws No. 97.....	04
16184 A-3	16	Needle Seat Block, for three needle machines:	
16184 A-3-8	—	“ “ “ for No. 8 gauge.....	90
16184 A-3-9	—	“ “ “ for No. 9 gauge.....	90
16184 A-3-10	—	“ “ “ for No. 10 gauge.....	90
16184 A-3-11	—	“ “ “ for No. 11 gauge.....	90
16184 A-3-12	—	“ “ “ for No. 12 gauge.....	90
16184 A-3-13	—	“ “ “ for No. 13 gauge.....	90
16184 A-3-14	—	“ “ “ for No. 14 gauge.....	90
16184 A-3-15	—	“ “ “ for No. 15 gauge.....	90
16184 A-3-21	—	“ “ “ for No. 21 gauge.....	90
16184 A-3-16-128	—	“ “ “ for No. 16-128 gauge.....	1 00
16184 A-3-60-36	—	“ “ “ for No. 60-36 gauge.....	1 00
16184 A-3-68-12	—	“ “ “ for No. 68-12 gauge.....	1 00
16184 A-3-68-28	—	“ “ “ for No. 68-28 gauge.....	1 00
16184 A-3-72-16	—	“ “ “ for No. 72-16 gauge.....	1 00
16184 A-3-76-32	—	“ “ “ for No. 76-32 gauge.....	1 00
16184 A-3-80-12	—	“ “ “ for No. 80-12 gauge.....	1 00
16184 A-3-80-32	—	“ “ “ for No. 80-32 gauge.....	1 00

[16184 A]

PRICE LIST OF PARTS

THESE PARTS ARE FURNISHED AT LIST PRICES FOR REPAIRS ONLY.

SEE NOTICE ON PAGE 3.

Number to order by	Plate No.	Postage will be charged on all parts sent by mail. Figures in second column refer only to plates illustrating parts, and are not to be used in ordering. Prices subject to change without notice. TERMS ON PARTS, NET CASH	Price per part
16184 A-3	—	Continued:	
16184 A-3-84-36	—	Needle Seat Block, for No. 84-36 gauge.....	\$1 00
16184 A-3-92-20	—	“ “ “ for No. 92-20 gauge.....	1 00
16184 A-3-96-16	—	“ “ “ for No. 96-16 gauge.....	1 00
16184 A-4	16	“ “ “ for four needle machines:	
16184 A-4-8-58-8	—	“ “ “ for No. 8-58-8 gauge.....	1 10
16184 A-4-8-60-8	—	“ “ “ for No. 8-60-8 gauge.....	1 10
16184 A-4-8-70-8	—	“ “ “ for No. 8-70-8 gauge.....	1 10
16184 A-4-8-72-8	—	“ “ “ for No. 8-72-8 gauge.....	1 10
16184 A-4-8-74-8	—	“ “ “ for No. 8-74-8 gauge.....	1 10
16184 A-4-8-76-8	—	“ “ “ for No. 8-76-8 gauge.....	1 10
16184 A-4-8-78-8	—	“ “ “ for No. 8-78-8 gauge.....	1 10
16184 A-4-8-80-8	—	“ “ “ for No. 8-80-8 gauge.....	1 10
16184 A-4-8-84-8	—	“ “ “ for No. 8-84-8 gauge.....	1 10
16184 A-4-8-88-8	—	“ “ “ for No. 8-88-8 gauge.....	1 10
16184 A-4-8-96-8	—	“ “ “ for No. 8-96-8 gauge.....	1 10
16184 A-4-8-104-8	—	“ “ “ for No. 8-104-8 gauge.....	1 10
16184 A-4-10-86-10	—	“ “ “ for No. 10-86-10 gauge.....	1 10
16184 A-4-12-40-12	—	“ “ “ for No. 12-40-12 gauge.....	1 10
16184 A-4-12-48-12	—	“ “ “ for No. 12-48-12 gauge.....	1 10
16184 A-4-12-62-12	—	“ “ “ for No. 12-62-12 gauge.....	1 10
16184 A-4-12-64-12	—	“ “ “ for No. 12-64-12 gauge.....	1 10
16184 A-4-12-68-12	—	“ “ “ for No. 12-68-12 gauge.....	1 10
16184 A-4-12-72-12	—	“ “ “ for No. 12-72-12 gauge.....	1 10
16184 A-4-12-78-12	—	“ “ “ for No. 12-78-12 gauge.....	1 10
16184 A-4-12-80-12	—	“ “ “ for No. 12-80-12 gauge.....	1 10
16184 A-4-12-86-12	—	“ “ “ for No. 12-86-12 gauge.....	1 10
16184 A-4-12-92-12	—	“ “ “ for No. 12-92-12 gauge.....	1 10
16184 A-4-16-48-16	—	“ “ “ for No. 16-48-16 gauge.....	1 10
16184 A-4-16-64-16	—	“ “ “ for No. 16-64-16 gauge.....	1 10
16184 A-4-16-72-16	—	“ “ “ for No. 16-72-16 gauge.....	1 10
16184 A-4-16-76-16	—	“ “ “ for No. 16-76-16 gauge.....	1 10
16184 A-4-20-64-20	—	“ “ “ for No. 20-64-20 gauge.....	1 10
16184 A-4-20-70-20	—	“ “ “ for No. 20-70-20 gauge.....	1 10
16184 A-5	16	“ “ “ for five needle machines:	
16184 A-5-16	—	“ “ “ for No. 16 gauge.....	1 20
16184 A-5-32	—	“ “ “ for No. 32 gauge.....	1 20
16184 A-6	16	“ “ “ for six needle machines:	
16184 A-6-16	—	“ “ “ for No. 16 gauge.....	1 30
16184 A-7	16	“ “ “ for seven needle machines:	
16184 A-7-16	—	“ “ “ for No. 16 gauge.....	1 40
16184 A-8	16	“ “ “ for eight needle machines:	
16184 A-8-16	—	“ “ “ for No. 16 gauge.....	1 50
		“ “ “ Screw No. 1096.....	03

PRICE LIST OF PARTS

[16185-16193 B]

THESE PARTS ARE FURNISHED AT LIST PRICES FOR REPAIRS ONLY.
SEE NOTICE ON PAGE 3.

Number to order by	Plate No.	Postage will be charged on all parts sent by mail. Figures in second column refer only to plates illustrating parts, and are not to be used in ordering. Prices subject to change without notice. TERMS ON PARTS, NET CASH	Price per part
16185	8	Looper Carrier, right.....	\$1 00
16186	8	“ “ left.....	1 00
16186 A-3	8	“ “ for three needle machines:	
16186 A-3-8	—	“ “ for No. 8 gauge.....	2 25
16186 A-3-9	—	“ “ for No. 9 gauge.....	2 25
16186 A-3-10	—	“ “ for No. 10 gauge.....	2 25
16186 A-3-11	—	“ “ for No. 11 gauge.....	2 25
16186 A-3-12	—	“ “ for No. 12 gauge.....	2 25
16186 A-3-13	—	“ “ for No. 13 gauge.....	2 25
16186 A-3-14	—	“ “ for No. 14 gauge.....	2 25
16186 A-3-15	—	“ “ for No. 15 gauge.....	2 25
		“ “ Clamp Screw No. 97.....	04
16187	14	Looper Rock Shaft (hardened and ground) size .257.....	80
16187 A	14	“ “ “ Collar.....	20
		“ “ “ Collar Screws No. 88.....	03
16188	19	“ “ “ Arm.....	90
		“ “ “ Arm Clamp Screws No. 97.....	04
16189	19	Looper Crank Link.....	80
		“ “ Link Screw, upper, No. 97.....	04
		“ “ Link Screw, lower, No. 79.....	04
16190	10	“ “ Stud.....	15
16191	—	Needle Bar Thread Eyelet and Needle Thread Intermittent Nipper Spring Thread Eyelet:	
16191-4	15	“ “ Thread Eyelet and Needle Thread Intermittent Nipper Spring Thread Eyelet, with four eyes.	18
16191-5	15	“ “ Thread Eyelet and Needle Thread Intermittent Nipper Spring Thread Eyelet, with five eyes.	21
16191-6	15	“ “ Thread Eyelet and Needle Thread Intermittent Nipper Spring Thread Eyelet, with six eyes..	24
16191-7	15	“ “ Thread Eyelet and Needle Thread Intermittent Nipper Spring Thread Eyelet, with seven eyes	27
16191-8	15	“ “ Thread Eyelet and Needle Thread Intermittent Nipper Spring Thread Eyelet, with eight eyes	30
		“ “ Thread Eyelet Screw No. 87 U.....	04
		Needle Thread Intermittent Nipper Spring Thread Eyelet Screw No. 98 A.....	04
16193 A	23	Cloth Plate Slide Lever, for Style 16100 H.....	1 35
		“ “ “ Lever Screw No. 240.....	10
		“ “ “ Lever Pivot Stud No. 22557.....	15
		“ “ “ Lever Pivot Stud Nut No. 18.....	10
16193 B	23	“ “ “ Chain Lever, for Style 16100 H.....	1 25
		“ “ “ Chain Lever Pivot Stud No. 257.....	30
		“ “ “ Chain Lever Pivot Stud Nut No. 258.....	10

[16193C-16199]

PRICE LIST OF PARTS

THESE PARTS ARE FURNISHED AT LIST PRICES FOR REPAIRS ONLY.

SEE NOTICE ON PAGE 3.

Number to order by	Plate No.	Postage will be charged on all parts sent by mail. Figures in second column refer only to plates illustrating parts, and are not to be used in ordering. Prices subject to change without notice. TERMS ON PARTS, NET CASH	Price per part
16193 C	23	Cloth Plate Slide Chain Lever Bracket.....	\$0 70
		“ “ “ Chain Lever Bracket Screw No. 318.....	15
16194	6	Yielding Side Spring, for presser feet.....	12
		“ “ “ Screw No. 605.....	05
16194 A	5	Strip Guide, right, for presser feet Nos. 16132, 16133 and ..	
		16134.....	40
16194 B	5	“ “ left, for presser feet Nos. 16132, 16133 and 16134	40
16194 C	5	“ “ right, for presser feet Nos. 16132 E and 16134 E	40
16194 D	5	“ “ left, for presser feet Nos. 16132 E and 16134 E	40
		“ “ Screw No. 73 A.....	05
16195 B	14	Bushing, long, for main shaft.....	1 00
16195 C	12	“ for looper rock shaft.....	35
16197-1	16	Needle Holder Thread Eyelet, for one thread.....	20
16197-2	—	“ “ “ “ for two threads:	
16197-2-16	16	“ “ “ “ for Nos. 8, 10, 12, 16 and 20	
		gauges.....	25
16197-2-28	16	“ “ “ “ for Nos. 28 and 32 gauges ..	30
16197-3	—	“ “ “ “ for three needle machines:	
16197-3-10	16	“ “ “ “ for Nos. 8, 9, 10, 11, 12, 13,	
		14 and 15 gauges.....	40
16197-3-21	16	“ “ “ “ for No. 21 gauge.....	40
16197-5	—	“ “ “ “ for five needle machines:	
16197-5-16	16	“ “ “ “ for No. 16 gauge.....	60
16197-5-32	16	“ “ “ “ for No. 32 gauge.....	70
16197-6	—	“ “ “ “ for six needle machines:	
16197-6-16	16	“ “ “ “ for No. 16 gauge.....	70
16197-7	—	“ “ “ “ for seven needle machines:	
16197-7-16	16	“ “ “ “ for No. 16 gauge.....	80
16197-8	—	“ “ “ “ for eight needle machines:	
16197-8-16	16	“ “ “ “ for No. 16 gauge.....	90
		“ “ “ “ Screws No. 73 A.....	05
16198	13	Frame Thread Eyelet Holder, adjustable.....	35
		“ “ Eyelet Holder Screw No. 93.....	04
16198 A	13	“ “ Guard.....	40
		“ “ Guard Screw No. 87 U.....	04
16199	—	Needle Lever Thread Eyelet and Frame Thread Eyelet:	
16199-5	15	“ “ “ Eyelet and Frame Thread Eyelet,	
		with five eyes.....	20
16199-7	15	“ “ “ Eyelet and Frame Thread Eyelet,	
		with seven eyes.....	30
16199-8	15	“ “ “ Eyelet and Frame Thread Eyelet,	
		with eight eyes.....	35
		“ “ “ Eyelet Screw No. 98 A.....	04

PRICE LIST OF PARTS

[21102-21161 D]

THESE PARTS ARE FURNISHED AT LIST PRICES FOR REPAIRS ONLY.

SEE NOTICE ON PAGE 3.

Number to order by	Plate No.	Postage will be charged on all parts sent by mail. Figures in second column refer only to plates illustrating parts, and are not to be used in ordering. Prices subject to change without notice. TERMS ON PARTS, NET CASH	Price per part
21102	22	Thread Guide, for Style D thread stand.....	\$0 08
		“ “ Screw No. 22560.....	03
21102 A	—	“ “ Holder, for Style D thread stand:	
21102 A-2	22	“ “ Holder, for two thread guides.....	30
21102 A-4	22	“ “ Holder, for three or four thread guides.....	40
		“ “ Holder Screw No. 22580.....	03
21102 B	25	“ “ Holder Supporting Rod, for Style D thread stand.....	12
		“ “ Holder Supporting Rod Screw No. 22560....	03
21102 C	25	Spool Support Tube, for Style D thread stand.....	70
		“ “ “ Screws No. 96.....	03
21102 D	25	Base, for thread stands.....	40
21102 E	—	Spool Support, for Style D thread stand:	
21102 E-2	25	“ “ for two spools.....	40
21102 E-3	25	“ “ for three spools.....	50
21102 E-4	25	“ “ for four spools.....	60
		“ “ Screws No. 96.....	03
21106 B	20	Gravity Tension Thread Flyer and Spool Cap, assembled...	25
21113	22	Thread Wire, complete (twenty-two inches long) for Style C thread stand.....	35
		“ “ Screw No. 95.....	03
21113 A	—	“ “ Extension (six inches long) for Style C thread stand.....	05
		“ “ Extension Screw No. 95.....	03
21113 B	—	“ “ Coupling, for Style C thread stand.....	15
		“ “ Coupling Screws No. 22558.....	04
21126	25	Supporting Rod (19 $\frac{3}{4}$ inches long) for Style C thread stand..	20
21127	25	“ “ Coupling, for Style C thread stand.....	20
		“ “ Coupling Screws No. 22580.....	03
21130 A	—	Spool Support, for Style C thread stand:	
21130 A-2	25	“ “ for two spools.....	60
21130 A-3	25	“ “ for three spools.....	70
21130 A-4	25	“ “ for four spools.....	80
21130 A-5	25	“ “ for five spools.....	90
21130 A-6	25	“ “ for six spools.....	1 00
		“ “ Screw No. 22622.....	03
21149	20	Holder, for small spools, complete.....	50
21157	24	Upper Strip Holder Disc (eight inches diameter, $\frac{7}{32}$ -inch hole) also for No. 21168 C.....	30
21161 C	24	“ “ “ Frame.....	1 00
		“ “ “ Frame Screws No. 22528.....	05
21161 D	24	“ “ “ Guide, adjustable.....	15
		“ “ “ Guide Screw No. 88.....	03

PRICE LIST OF PARTS

THESE PARTS ARE FURNISHED AT LIST PRICES FOR REPAIRS ONLY.
SEE NOTICE ON PAGE 3.

Number to order by	Plate No.	Postage will be charged on all parts sent by mail. Figures in second column refer only to plates illustrating parts, and are not to be used in ordering. Prices subject to change without notice. TERMS ON PARTS, NET CASH	Price per part
21162	12	Upper Strip Holder Check Nut, for No. 21180.....	\$0 15
21163	20	" " " Frame Supporting Rod.....	15
		" " " Frame Supporting Rod Screw No. 25 S.....	05
21164	20	" " " Frame Supporting Rod Post.....	70
		" " " Frame Supporting Rod Post Screw No. 22529	05
21165	17	Upper Strip Threader:	
21165-2	—	" " " for two-inch and narrower strip.....	40
21168	24	Binding Holder, complete (six-inch discs).....	2 40
21168 C	—	" " complete (eight-inch discs).....	2 60
21176 A	—	Lower Strip Holder, complete (eight-inch discs).....	1 60
21178	24	" " " Disc (eight inches diameter, $\frac{9}{32}$ -inch hole)	30
21180	24	Upper Strip Holder, complete, with horizontal pan and device for partial rewinding of strip when severed.....	6 00
21182 F	15	Strip Tension, complete, adjustable, for use with three-inch and narrower strip.....	3 00
21185	12	" " Nut.....	10
21201	24	Screw Driver, round steel (diameter $\frac{5}{32}$ inch, length over all nine inches).....	30
21202	—	" " round steel (diameter $\frac{7}{32}$ inch, length over all $10\frac{3}{16}$ inches).....	40
21203	—	" " round steel (diameter $\frac{7}{32}$ inch, length over all fifteen inches).....	50
21204	—	" " round steel (diameter $\frac{1}{4}$ inch, length over all fifteen inches).....	60
21205	—	" " octagon steel (diameter $\frac{5}{16}$ inch, length over all fifteen inches).....	75
21206	24	" " Wrench, steel handle.....	15
21207	24	" " round steel (diameter $\frac{5}{64}$ inch, length over all $3\frac{7}{32}$ inches) for needle set screws.....	10
21208	24	" " chuck handle, including three blades.....	1 25
21225	8	Looper Gauge:	
21225- $\frac{1}{4}$	—	" " $\frac{1}{4}$ inch.....	20
21225- $\frac{9}{32}$	—	" " $\frac{9}{32}$ inch.....	20
21350	20	Malleable Iron Belt Lacings, for one-inch flat belt, per dozen	15
21351	—	Wire Belt Hooks, for $\frac{9}{32}$ -inch round belt, per five hundred ($\frac{1}{4}$ cent each in quantities less than five hundred)	50
21355	—	Chair Leg Extension (four inches long).....	08
21355 A	—	" " " (six inches long).....	10
21355 B	—	" " " (three inches long).....	08
21367 A	—	Machine Bolt, including nut and washer ($\frac{1}{4} \times \frac{1}{2}$ inches).....	03
21375 A	25	Oil Guard, for eccentric pulley.....	1 00

PRICE LIST OF PARTS

[21385 B-21518]

THESE PARTS ARE FURNISHED AT LIST PRICES FOR REPAIRS ONLY.
SEE NOTICE ON PAGE 3.

Number to order by	Plate No.	Postage will be charged on all parts sent by mail. Figures in second column refer only to plates illustrating parts, and are not to be used in ordering. Prices subject to change without notice. TERMS ON PARTS, NET CASH	Price per part
21385 B	24	Lower Strip Holder Axle.....	\$ 35
		“ “ “ Axle Screw No. 201 C.....	10
21387 B	—	Cloth Plate Groove Cover.....	75
		“ “ “ Cover Screw No. 25 C.....	05
21388	20	Wrench ($\frac{3}{8}$ inch, $3\frac{1}{2}$ inches long, hardened) for Nos. 18, 1280, 12538, 16190 and 21162.....	15
21388 B	20	“ ($\frac{1}{2}$ inch, $4\frac{3}{8}$ inches long, hardened) for needle lever connection tube nuts.....	20
21390	—	Needle Thread Intermittent Nipper Spring, complete (includes one each Nos. 87, 90, 97, 21390 A, 21390 B, 21390 D, 21390 E, 21390 F and 22564).....	1 35
21390 A	15	“ “ Intermittent Nipper Spring, front.....	15
21390 B	15	“ “ Intermittent Nipper Spring, back.....	12
		“ “ Intermittent Nipper Spring Screw No. 22564.....	04
21390 D	15	“ “ Intermittent Nipper Spring Support.....	50
		“ “ Intermittent Nipper Spring Support Screw No. 87.....	04
21390 E	19	“ “ Intermittent Nipper Spring Operating Block.....	12
		“ “ Intermittent Nipper Spring Operating Block Screw No. 90.....	04
21390 F	15	“ “ Intermittent Nipper Spring Operating Block Support.....	35
		“ “ Intermittent Nipper Spring Operating Block Support Screw No. 97.....	04
21394	—	Grinder Frame, including emery wheel (five inches diameter and $\frac{1}{4}$ -inch face, unless otherwise specified) speed of wheel should be 3000 revolutions per minute.....	3 50
21398	23	Idler, complete, for round belt.....	2 00
21398 A	—	“ Frame.....	50
‡ 21400	—	Expansion Reamer, complete, size .257, for needle bar.....	4 50
‡ 21408	—	“ “ complete, sizes .319, .322, .325 and .328, for presser bar and presser guide bar.....	5 50
‡ 21420	—	“ “ complete, sizes .407, .410 and .413, for feed rocker shaft and feed bar shaft.....	6 00
‡ 21426	—	“ “ complete, size .530, for main shaft.....	7 50
21442	—	Taper Reamer, complete, for needle bar link pins.....	1 50
21508	—	Tap (marked H2) for No. 22525.....	50
21509	—	“ (marked J2) for No. 22526.....	50
21513	—	“ (marked Q2) for No. 86 A.....	50
21518	—	“ (marked X2) for No. 22521.....	50

‡See page No. 12.

PRICE LIST OF PARTS

THESE PARTS ARE FURNISHED AT LIST PRICES FOR REPAIRS ONLY.
SEE NOTICE ON PAGE 3.

Number to order by	Plate No.	Postage will be charged on all parts sent by mail. Figures in second column refer only to plates illustrating parts, and are not to be used in ordering. Prices subject to change without notice. TERMS ON PARTS, NET CASH	Price per part
21640 A	19	Tension Disc Separator Lever.....	\$0 70
		“ “ “ Lever Stud No. 483.....	25
21640 B	19	“ “ “ for frame tensions.....	80
21640 C	19	“ “ “ for bracket tensions.....	70
		“ “ “ Screws No. 90.....	04
21645	19	“ “ “ Lever Yoke.....	30
		“ “ “ Lever Yoke Screw No. 93.....	04
22514	10	Screw ($\frac{7}{16}$ inch long) slotted, for cloth plate gauges and attachments.....	08
22521	9	“ large size, for cloth plates (tap No. 21518).....	08
22525	9	“ large size, diameter $\frac{5}{32}$ inch, for throat plates (tap No. 21508).....	05
22526	9	“ large size, diameter $\frac{3}{16}$ inch, for throat plates (tap No. 21509).....	05
22528	10	“ for upper strip holder frame.....	05
22529	10	“ for needle thread take-up wire post, also for Nos. 9830 and 21164.....	05
22539	—	“ for main shaft sponge hole, also for Nos. 16101, 16101 A and 16101 H.....	10
22548	10	“ for suspended folder swinging arm support, also for No. 16166.....	10
22557	10	Pivot Screw, for cloth plate slide lever.....	15
22558	9	Screw, for thread wire coupling on Style C thread stand....	04
22560	9	“ for needle bar link pin spring, also for Nos. 21102 and 21102 B.....	03
22564	9	“ for needle thread intermittent nipper springs.....	04
22565 A	9	Set Screw, headless, for loopers.....	03
22569	10	Clamp Screw, for needle bar bushings.....	05
22574	9	Screw, for cloth plates.....	06
22580	9	“ for supporting rod coupling on Style C thread stand, also for No. 21102 A.....	03
22582 B	9	“ for cloth plate slide stop plate, also for No. 23268 D.....	05
22586	9	“ for needle lever stud.....	05
22587	10	“ for needle lever connection bearings.....	05
22588	10	“ hexagon head, for feed rocker eccentric.....	06
22589	9	“ for feed rocker eccentric holder flange.....	04
22594	10	“ ($\frac{7}{16}$ inch long) for adjustable English binders.....	05
22597	9	“ for eccentric pulley.....	03
22622	9	“ for spool support on Style C thread stand.....	03
22722	10	Adjusting Screw, for presser feet Nos. 16135 C, 16136 C, 16137 C and 16138 C.....	12

PRICE LIST OF PARTS

[23163 X-23297]

THESE PARTS ARE FURNISHED AT LIST PRICES FOR REPAIRS ONLY.
SEE NOTICE ON PAGE 3.

Number to order by	Plate No.	Postage will be charged on all parts sent by mail. Figures in second column refer only to plates illustrating parts, and are not to be used in ordering. Prices subject to change without notice. TERMS ON PARTS, NET CASH	Price per part
23163 X	18	Folder, for facing strip on Style 16100 H:	
23163 X-112	—	“ for No. 112 gauge.....	\$4 00
		“ Screws No. 25 C.....	05
23215 AE	18	English Binder, adjustable ($\frac{5}{32}$ inch capacity, uses strip $\frac{3}{8}$ inch to $\frac{5}{8}$ inch wide) for binding shirt fronts on Style 16100 H.....	3 50
		“ Binder Screws No. 22594.....	05
23223 B	18	Binding Guide, adjustable (uses strip $\frac{3}{8}$ inch to $\frac{5}{8}$ inch wide) for Style 16100 H.....	2 25
		“ “ Screws No. 25 C.....	05
23229 A	—	Suspended Folder Arm, complete.....	4 75
23229 B	19	“ “ Swinging Arm.....	1 50
		“ “ Swinging Arm Screw No. 93.....	04
23229 C	19	“ “ Swinging Arm Stop.....	1 40
		“ “ Swinging Arm Stop Screws No. 88.....	03
23229 D	19	“ “ Swinging Arm Support.....	1 50
		“ “ Swinging Arm Support Screws No. 22548.....	10
23242 G	18	Lap Seam Guide, complete, adjustable, for Style 16100 F... “ “ “ Screws No. 25 C.....	1 75 05
23242 H	—	Upper Edge Guide.....	1 00
23242 J	—	Lower Edge Guide.....	75
23259	18	Guide, for right-hand side of lower strip on Style 16100 A and 16100 B.....	1 10
23259 C	18	“ for left-hand side of lower strip.....	1 35
		“ Screws No. 25 C.....	05
23267 B	18	Combined Folder and Guide, for facing strip on Style 16100 H:	
23267 B-80-12	—	“ “ “ “ for No. 80-12 gauge.....	4 00
23268 D	18	Guide, for edge of garment on Style 16100 H.....	30
		“ Screws No. 22582 B.....	05
23292 A	23	Folder, for lining strip on Style 16100 E:	
23292 A-48	—	“ for No. 48 gauge (uses strip $1\frac{1}{4}$ inches wide).....	6 00
23292 A-64	—	“ for No. 64 gauge (uses strip $1\frac{1}{2}$ inches wide).....	6 00
23293 A	23	“ for lining strip on Style 16100 D:	
23293 A-64	—	“ for No. 64 gauge (uses strip $1\frac{1}{2}$ inches wide).....	6 00
23296	23	“ for center plait on Style 16100 D:	
23296-64	—	“ for No. 64 gauge (uses strip $1\frac{1}{2}$ inches wide).....	7 00
23297	23	“ for center plait on Style 16100 E:	
23297-48	—	“ for No. 48 gauge (uses strip $2\frac{1}{4}$ inches wide).....	7 00
23297-64	—	“ for No. 64 gauge (uses strip $2\frac{1}{2}$ inches wide).....	7 00
		“ Screws No. 25 C.....	05


[23300-30090 C]

PRICE LIST OF PARTS


THESE PARTS ARE FURNISHED AT LIST PRICES FOR REPAIRS ONLY.

SEE NOTICE ON PAGE 3.

Number to order by	Plate No.	Postage will be charged on all parts sent by mail. Figures in second column refer only to plates illustrating parts, and are not to be used in ordering. Prices subject to change without notice. TERMS ON PARTS, NET CASH	Price per part
23300	18	Guide, for edge of garment on Style 16100 E.....	\$0 70
23301	18	" for edge of garment on Style 16100 D..... " Screws No. 25 C.....	70 05
28505	15	Cloth Plate Slide Lever Spring..... " " " " Spring Screw No. 90.....	05 04
29053 A	—	Nos. 59 V and 15430, assembled and lapped together.....	3 00
29056 A	—	Nos. 167 and 15430, assembled and lapped together.....	3 25
29066 A	—	Nos. 15430 E and 156, assembled and lapped together.....	1 35
29332	—	Nos. 16115 and 1275 A, assembled and lapped together.....	3 90
29402	—	Nos. 422, 98, 423 and 424, assembled.....	40
30090 C	14	Bushing, short, for main shaft.....	55



Large Arm Flat Bed Multiple Needle Machine
CLASS 16100



Belt Adjusting Power Transmitter